



2010-11 ULM Men's Basketball

ULM Media Relations

Jeremy Stevens

Men's Basketball Contact

405-476-0291 • stevenj@warhawks.ulm.edu

ulmwarhawks.com

ULM Schedule/Results

NOVEMBER

N12	at Texas Tech	L, 67-86
N16	at Iowa	L, 40-68
N20	SE OKLAHOMA STATE	W, 70-59
N23	STEPHEN F. AUSTIN	L, 64-65

Global Sports Roundball Classic

N26	vs. Jacksonville State ^	W, 57-50
N27	at Illinois State ^	L, 55-59
N28	vs. South Dakota ^	L, 66-79

DECEMBER

D2	at Kent State	L, 53-69
D4	at Louisiana Tech	L, 58-67
D11	CENTENARY	W, 60-46
D15	at UTEP	L, 49-79
D19	FLORIDA ATLANTIC* (SBN)	L, 58-60
D22	NORTHERN COLORADO	W, 78-75
D29	at Stephen F. Austin	L, 36-60

JANUARY

J2	FIU*	L, 72-73
J4	UNION COLLEGE (KY.)	W, 87-66
J8	DENVER* (SBN)	L, 57-66
J13	at UALR*	L, 50-81
J15	at South Alabama*	W, 67-65
J20	NORTH TEXAS*	L, 62-79
J22	at UL-Lafayette*	L, 75-84
J27	at Arkansas State*	L, 61-62
J29	TROY*	L, 68-74

FEBRUARY

F3	at Middle Tennessee*	L, 54-60
F5	at Western Kentucky*	L, 61-81
F10	ARKANSAS STATE*	7:30 p.m.
F12	UALR*	7 p.m.
F17	at Denver*	8 p.m.
F19	at North Texas*	7 p.m.
F26	UL-LAFAYETTE*	6 p.m.

MARCH

Sun Belt Conference Tournament

M5	First Round \$	TBA
M6	Quarterfinals \$	TBA
M7	Semifinals \$	6/8:30 p.m.
M8	Final \$	6 p.m.

All game times are central

Home games in **BOLDFACE CAPS**

* - denotes Sun Belt Conference game

^ - Normal, Ill.

\$ - Hot Springs, Ark.



ULM WARHAWKS (6-19, 1-10 SUN BELT) VS. ARKANSAS STATE RED WOLVES (13-13, 7-4 SUN BELT)

Date Thursday, Feb. 10, 2011
Tipoff 7:30 p.m.
Location Fant-Ewing Coliseum (Monroe, La.)
Series History Arkansas State Leads 27-21
Coaches ASU's John Brady (324-260) vs. ULM's Keith Richard (156-136)
Radio 105.3 FM, Nick White (pbp)
Live Stats ulmwarhawks.com
Live Webcast ulmwarhawks.com

WARHAWK QUICK HITS

- The Warhawks are shooting 43.3 percent (122-of-282) from the field and 38.7 percent (29-of-75) from 3-point range over their last five games.
- The Warhawks lost 62-61 at Arkansas State two weeks ago. Martavius Adams knocked in a free throw with six seconds remaining to give the Red Wolves the victory.
- ULM has a 4-6 record at home this season, but is 0-5 at Fant-Ewing during conference play. The Warhawks average 67.6 points per game while shooting 43.9 percent from the field at home this season.
- Senior forward Lawrence Gilbert notched double figures in scoring for the seventh time in his last eight games Saturday at Western Kentucky. Gilbert is 123 points shy of reaching 1,000 for his career.
- The ULM bench is being outscored 466-263 this season. That is an average of over eight points per game.
- The Warhawks rank fifth in the Sun Belt in scoring defense, giving up 68.5 points per game.
- Senior forward Tommie Sykes ranks second in the Sun Belt with 82 offensive rebounds this season and 10th in rebounds per game (6.5). Sykes is also fourth in the conference in steals per game (1.7).
- Junior guard Fred Brown ranks 12th in scoring in the Sun Belt at 13.8 points per game. Brown also ranks fifth in the conference in 3-point makes per game (2.0) and 10th in steals per game (1.5).
- Brown, junior guard Hugh Mingo and Gilbert each rank in the top 10 in the Sun Belt in minutes played this season. Mingo ranks fourth, averaging 35.0 minutes per game, while Brown ranks ninth at 32.0 minutes and Gilbert is 10th with 31.9 minutes per outing.
- The Warhawks have lost three games by one point this season (Stephen F. Austin, 64-65; FIU, 72-73; at Arkansas State, 61-62).
- ULM has had five players score at least 25 points in a game this season (Fred Brown, twice, 25 against Texas Tech & 25 against South Alabama; Hugh Mingo had 27 vs. Centenary; Lawrence Gilbert had 28 vs. Northern Colorado; Tommie Sykes had 32 vs. Union College).
- Four ULM players are averaging double figures in scoring this season.

ULM PROBABLE STARTERS

NO.	NAME	POS.	HT.	WT.	YR.	HOMETOWN	2010-11 STATS
13	Tommie Sykes	F	6-4	205	Sr.	Philadelphia, Pa.	12.1 ppg, 6.5 rpg, .585 FT%
22	Lawrence Gilbert	F	6-7	210	Sr.	New Orleans, La.	11.4 ppg, 4.9 rpg, 1.71 apg
23	Steven McClellan	F	6-7	237	Fr.	Fresno, Calif.	5.5 ppg, 4.4 rpg, 12 gs
24	Hugh Mingo	G	6-3	175	Jr.	West Monroe, La.	11.1 ppg, 5.1 rpg, 43 3s
55	Fred Brown	G	6-2	190	Jr.	West Palm Beach, Fla.	13.9 ppg, 2.65 apg, 47 3s

ARKANSAS STATE PROBABLE STARTERS

NO.	NAME	POS.	HT.	WT.	YR.	HOMETOWN	2010-11 STATS
13	Martavius Adams	F	6-8	255	Jr.	Irwinton, Ga.	11.8 ppg, 7.0 rpg, .506 FG%
15	Brandon Peterson	F	6-7	205	So.	Birmingham, Ala.	8.0 ppg, 5.6 rpg, 1.24 apg
02	Trey Finn	G	6-2	205	So.	Little Rock, Ark.	8.4 ppg, 5.2 rpg, 1.58 apg
23	Donald Boone	G	6-4	205	Sr.	Memphis, Tenn.	10.5 ppg, 3.1 rpg, 1.61 apg
12	Rashad Allison	G	6-1	175	Sr.	Minneapolis, Minn.	8.7 ppg, 2.2 rpg, 3.96 apg

UNIVERSITY INFORMATION

Name..... ULM (University of Louisiana at Monroe)
Location..... Monroe, La.
Founded 1931
Enrollment 9,004
Nickname/Mascot Warhawks/ACE
School Colors Maroon & Gold
President..... Dr. Nick J. Bruno
Athletics Director..... Bobby Staub
Associate Athletic Director..... Doug Mosley
Conference..... Sun Belt
Affiliation NCAA Division I

HOME COURT INFORMATION

Facility..... Fant-Ewing Coliseum
Capacity 7,000
Opened 1971
Playing Surface..... Maple
All-Time Record..... 381-138
Championship Tournaments Hosted 10
Press Row Phone (318) 342.6920

PROGRAM INFORMATION

First Season..... 1951-52 (2-15)
Total Seasons 59
All-Time Record..... 892-743
All-Time Conference Record..... 382-313
 Gulf States (18 Seasons) 100-98
 Atlantic Sun (4 Seasons) 23-11
 Southland (24 Seasons)..... 231-149
 Sun Belt (3 Seasons)..... 28-55
Winning Seasons 38
 Last..... 2006-07 (18-14)
20+ Win Seasons..... 10
 Last..... 2001-02 (20-12)
Conference Championship Seasons..... 12
 Season/Tournament/Both..... 10/2/5
 Last..... 1996-97 (Regular Season)
NCAA Tournament Appearances..... 7
 Last..... 1995-96 (Wake Forest: L, 62-50)
 All-Time Record 1-7
NIT Appearances..... 1
 Last..... 1978-79 (at Virginia: L, 79-78)
 All-Time Record 0-1

2009-10 SEASON RECAP

Season Record 12-19 (.387)
 Sun Belt Record..... 6-12 (.333)
 Finish 5th West/10th Overall
 Sun Belt Tournament Record..... 1-1 (.500)
 Non-Conference Record 6-7 (.462)
Starters R/L..... 1/4
Letterwinners R/L 2/8
Newcomers (HS/TR)..... 8 (5/3)

COACHING STAFF INFORMATION

Head Coach Keith Richard
 Alma Mater ULM, 1982
 Years at ULM First Season (10th Overall)
 Record..... 156-136 Overall
 6-19 at ULM
Assistant Coach..... Robert Lee
 Alma Mater Nicholls State, 1991
 Years at ULM First Season
Assistant Coach..... Cord Wright
 Alma Mater Limestone College, 2002
 Years at ULM First Season
Director of Basketball Operations Brandon Roberts
Best Time to Call Staff Contact SID

Game Basics

ULM (6-19, 1-10 SBC) returns to Fant-Ewing Coliseum to host Arkansas State (13-13, 7-4 SBC) Thursday at 7:30 p.m. in the second game of a doubleheader as part of Pack the House Pink Night in support of breast cancer awareness. The ULM women will play in the first game of the night at 5:30 p.m. against Arkansas State in its annual Pink Zone game. Fans wearing pink to either game will be admitted for just \$5. Also, head coach Keith Richard and his wife, Holly, will donate \$1 to the Kitty Degree Foundation for every ULM student in attendance. The men's game can be heard throughout Northeast Louisiana on KLIP 105.3 FM in Monroe and worldwide on ulmwarhawks.com with Nick White calling the play-by-play.

Updating the Warhawks

ULM lost its sixth straight game Saturday, at Western Kentucky 81-61. It was the first time in over two weeks that the Warhawks have suffered a lopsided defeat as the previous four games had come down to the final minutes. ULM shot 43.1 percent from the field and made 6 of 12 from 3-point range despite the loss.

Junior guard Fred Brown led the Warhawks with 16 points, including four 3-pointers. Brown finished the game 6-of-14 from the field while also dishing out three assists. Brown leads the team and ranks 12th in the conference in scoring, averaging 13.9 points per game.

Senior forward Lawrence Gilbert registered 13 points, five rebounds and two assists before fouling out, and senior forward Tommie Sykes added 10 points, six rebounds and two assists. Sykes ranks second on the team with a 12.1 scoring average and leads the team in rebounding with 6.5 per contest, while Gilbert chips in 11.4 points and 4.9 rebounds per game.

The Warhawks average 61.0 points per game and are shooting 41.8 percent from the field, 31.2 percent from 3-point range and 65.6 percent from the free-throw line.

Previewing Arkansas State

Arkansas State enters play Thursday with a record of 13-13 overall, 7-4 in Sun Belt play. The Red Wolves are coming off an impressive 60-35 victory at home against Denver Saturday. Arkansas State never trailed in the game, holding Denver to just 25.0 percent shooting from the field and 17.6 percent from 3-point range.

Donald Boone led a balanced scoring attack with 10 points, while Trey Finn and Brandon Peterson chipped in nine points each. Martavius Adams leads the Red Wolves in scoring with 11.8 points per game, while Boone tallies 10.5 per game.

The Red Wolves average 68.7 points per game and are shooting 43.2 percent from the field, 32.7 percent from 3-point range and 70.5 percent from the free-throw line.

John Brady is 43-44 in his third season as the head coach at Arkansas State. Prior to Arkansas State, Brady compiled a 192-139 record in 11 seasons at LSU. Brady helped the Tigers to four NCAA Tournament appearances and a trip to the Final Four in 2005-06. Brady has a 324-260 career record in his 20th season as a head coach.

Series with Arkansas State

Arkansas State leads the all-time series 27-21, including wins in 11 of the last 13 games. The two teams met two weeks ago in Jonesboro with the Red Wolves pulling out a 62-61 victory on a free throw from Martavius Adams with six seconds remaining. Fred Brown had a game-winning 3-point attempt come up short at the buzzer. Brown paced four Warhawks players in double figures with 17 points.

STATS COMPARISON

CATEGORY



Overall Record	6-19	13-13
Conference Record	1-10	7-4
Points Per Game	61.0	68.7
Opp. Points Per Game	68.5	65.5
Rebounds Per Game	31.2	36.7
Rebounding Margin	+0.1	+4.0
Field Goal Pct.	.418	.432
Opp. Field Goal Pct.	.471	.423
3-Point Pct.	.312	.327
Opp. 3-Point Pct.	.385	.342
Free Throw Pct.	.656	.705
Assists Per Game	10.1	11.6
Turnovers Per Game	14.7	13.2
Turnover Margin	-1.2	0.0
Blocked Shots Per Game	1.7	3.2
Steals Per Game	6.7	6.3

Up Next

The Warhawks continue a two-game homestand by hosting UALR Saturday at 7 p.m. inside Fant-Ewing Coliseum.

Gilbert Tabled Louisiana Player of the Week

Senior forward Lawrence Gilbert was named Louisiana Player of the Week on Dec. 28 for his efforts against Northern Colorado last week. Gilbert notched a career-high 28 points on 9-of-14 shooting to help the Warhawks to a 78-75 victory over the Bears. Gilbert also made 9 of 12 shots from the free-throw line to go with four rebounds and two assists in 31 minutes of action.

Mingo Earns Sun Belt Weekly Honor

Guard Hugh Mingo became ULM's second ever Sun Belt Player of the Week and first in three years when the league honored him on Tuesday for his work in ULM's victory over Centenary. He scored 27 points, pulled down seven rebounds and had seven steals in the victory. Tony Hooper was the last Warhawk to earn the award back on Dec. 4, 2007.

Mingo Steals the Show

Junior guard Hugh Mingo put together his best performance of the season against Centenary; Mingo scored 27 points, pulled down seven rebounds and tallied seven steals against the Gents. **Mingo's seven steals were the third most in ULM history and the third most in the NCAA this season.**

NCAA Individual Steals Game-High 2010-11

- | | |
|-----------------------------------|------------------------|
| 1. Chris Singleton, Florida State | 10 vs. UNC Greensboro |
| 2. Stephen Holt, St. Mary's | 9 vs. College of Idaho |
| 3. Hugh Mingo, ULM | 7 vs. Centenary |

Sykes Named to All-Tournament Team

Tommie Sykes was named to the All-Tournament Team at the Global Sports Roundball Classic after averaging 15.7 points and 8.7 rebounds per game during the three-game tournament. Sykes scored a season-best 19 points against South Dakota (Nov. 28) and grabbed at least eight rebounds in each game during the tournament.

Nearly No Subs in Normal

ULM played nearly the entire second half against Illinois State (Nov. 27) without making a substitution. The Warhawks starting five of forwards Lawrence Gilbert and Tommie Sykes, center Fabio Ribeiro and guards Fred Brown and Hugh Mingo played the entire half until Sykes fouled out with less than a second to play. ULM outscored Illinois State in the half, 37-26.

The Familiar Four

Fred Brown, Lawrence Gilbert, Hugh Mingo and Tommie Sykes are becoming familiar faces on the court for ULM this season as each is averaging over 29.7 minutes played per game. Brown (34.8) is third in the Sun Belt in minutes per game while Mingo (34.4) is fourth and Gilbert (33.3) is 10th. Sykes is just outside the top-10 at 29.7 minutes per contest. Only Troy has more than one player in the top 10 in minutes played.

Richard vs. Louisiana

ULM head coach Keith Richard is 25-17 all-time against schools from the state of Louisiana. The Warhawks have already played Louisiana Tech and Centenary this season and have a pair of games against UL-Lafayette remaining this season.

McClellan Breaks Out Against Stephen F. Austin

After seeing his playing time increase in each of the first three games of the season, freshman Steven McClellan got the starting nod in the fourth game of the year against Stephen F. Austin (Nov. 23). McClellan responded with a career-best 13 points in 22 minutes of action. McClellan suffered an ankle injury late in that contest against Stephen F. Austin, missed the next three games and returned at Kent State (Dec. 2).

ULM ATHLETIC MEDIA RELATIONS POLICIES

Media Services

- In an effort to serve members of the media, the ULM Media Relations Department will, within reason and to the best of its ability, service all requests. However all requests, including coverage of all games at Fant-Ewing Coliseum, must be made 24-48 hours in advance.

- Photographs of student-athletes or coaches will be made available for print or online media outlets unable to shoot a Warhawk basketball game. Photo credits must always read "Photograph courtesy ulmwarhawks.com."

ULM Practices

- Players and coaches may be made available for members of the media following the conclusion of practice sessions upon request. Media members are asked to make contact with the ULM Media Relations Department (Jeremy Stevens/405.476.0291) at least 24 hours in advance to ensure availability of players and coaches.

Interview Procedures - ULM Coaches

- ULM head coach Keith Richard is available for interviews, both over the phone and in person, most days between 9 a.m. and noon or after practice in the evening. Interview requests must be made at least 24 hours in advance through the ULM Media Relations Department (Jeremy Stevens/405.476.0291).

- Richard will NOT be available for interview requests from print media on competition days before the game. For radio broadcasts doing a live or taped pre-game show, Richard will be available upon arrival at the game site if request is made in advance. Please contact the ULM Media Relations Department (Jeremy Stevens/405.476.0291) 24 hours in advance to ensure availability.

Interview Procedures - ULM Student-Athletes

- All interviews of student-athletes must be conducted through the ULM Media Relations Department (Jeremy Stevens/405.476.0291). Depending on class schedules, student-athletes can be made available before practice upon request and availability. Student-athletes will be made available, by request, following the conclusion of practice each day. To ensure this availability, please contact or give notice at least 24 hours in advance.

- The ULM locker room is closed to all members of the media - NO EXCEPTIONS! Student-athletes will be made available to members of the media on the court following practice or in the interview room following games.

- To ensure privacy for all ULM student-athletes, no individual cell phone or e-mail addresses will be provided for members of the media.

Post-Game Interviews

- Following the conclusion of each game, requested members of the Warhawk men's basketball team - including coaches and players - will be made available in a location to be determined inside of Fant-Ewing Coliseum. Members of the media are asked to make their student-athlete interview requests prior to the end of the game. If requests necessitate it, opposing players and coaches may also be made available.

CAREER TOTALS FOR CURRENT WARHAWKS

POINTS

Lawrence Gilbert	877
Fred Brown.....	697
Tommie Sykes.....	625
Hugh Mingo	277
Steven McClellan	120
Marcelis Hansberry	95
Fabio Ribeiro	71
R.J. McCray	27
Christian Bibi Ndongo	22
Lonell Reeves	11
Charles Winborne.....	3
JaMichael Goodin.....	2
Ife Eke.....	0

REBOUNDS

Lawrence Gilbert	408
Tommie Sykes.....	328
Fred Brown.....	136
Hugh Mingo	128
Steven McClellan	96
Fabio Ribeiro	70
Marcelis Hansberry	33
Christian Bibi Ndongo	29
R.J. McCray	10
Lonell Reeves	8
Ife Eke.....	3
Charles Winborne.....	1
JaMichael Goodin.....	1

ASSISTS

Fred Brown.....	124
Lawrence Gilbert	90
Marcelis Hansberry	42
Tommie Sykes.....	41
Hugh Mingo	34
Lonell Reeves	17
Steven McClellan	11
R.J. McCray	9
Fabio Ribeiro	6
Christian Bibi Ndongo	3
Charles Winborne.....	0
Ife Eke.....	0
JaMichael Goodin.....	0

STEALS

Fred Brown.....	70
Tommie Sykes.....	61
Lawrence Gilbert	58
Hugh Mingo	38
Marcelis Hansberry	9
Steven McClellan	8
Lonell Reeves	5
R.J. McCray	4
Fabio Ribeiro	4
Christian Bibi Ndongo	3
JaMichael Goodin.....	2
Charles Winborne.....	1
Ife Eke.....	0

BLOCKS (TOP FIVE ONLY)

Lawrence Gilbert	24
Tommie Sykes.....	12
Steven McClellan	8
Fabio Ribeiro	7
Fred Brown.....	7
Christian Bibi Ndongo	5

Sykes Without a Free Throw for First Time in 24 Games

Tommie Sykes went 0-of-2 from the free-throw line at Kent State (Dec. 2), marking the first time since Jan. 2, of last season (against UALR) that Sykes was held without a free throw made in a game. Sykes has made 32 free throws through nine games this season, 13 more than the next-highest Warhawk, Lawrence Gilbert.

Brown Earns a Pair of Preseason Newcomer of the Year Honors

Fred Brown, in his first season at ULM following two years at Kansas State, has been named the Sun Belt Newcomer of the Year by both The Sporting News and Rivals. com. Brown played two seasons at Kansas State, averaging 8.1 points, 1.6 rebounds and 1.3 assists per game as a sophomore. Brown sat out last season while at ULM following his transfer.

ULM Among Least Experienced Teams in the Country

Three Warhawks (Lawrence Gilbert, Tommie Sykes and Fabio Ribeiro) saw time at ULM last season (Ribeiro played in just six games before taking a medical redshirt). According to research by USC-Upstate Media Relations, only Iowa State has less returning players on its roster (2). Boston University and ULM each have three while Detroit, Kentucky, USC Upstate and Texas-San Antonio each have four.

In research done by the Kentucky Media Relations department, just six schools have less total seasons of Division I playing experience. ULM has seven total seasons of Division I experience (Lawrence Gilbert 3, Fred Brown 2, Tommie Sykes and Fabio Ribeiro 1 each). Eastern Washington has the fewest in the nation with four, Sacramento State and UT Arlington have five, Idaho, Radford and Cal-State Fullerton have six and ULM is tied with San Francisco and UC Riverside with seven.

SCHOOLS WITH THE LEAST RETURNING PLAYERS

Iowa State	2
ULM	3
Boston University	3
Detroit.....	4
Kentucky.....	4
South Carolina Upstate	4
Texas-San Antonio	4

Research conducted by USC Upstate Media Relations.

ULM figure includes Fabio Ribeiro (six games last season before medical redshirt).

FEWEST YEARS OF DIVISION I EXPERIENCE ENTERING 2010-11

Eastern Washington	4
Sacramento State	5
Texas-Arlington	5
Idaho.....	6
Radford.....	6
Cal State Fullerton	6
ULM	7
San Francisco	7
UC Riverside	7

Research conducted by Kentucky Media Relations.

ULM figure includes Fabio Ribeiro (six games last season before medical redshirt).

MISC. STATS

Largest halftime lead	23, vs. Union College (1/4/10)
Largest halftime deficit	21 at UTEP (Dec. 15, 2010)
Largest halftime lead surrendered to lose	9, vs. FIU (Jan. 2, 2011)
Largest halftime deficit overcome to win.....	3, at South Alabama (Jan. 15, 2011)
Largest lead at any time.....	25, vs. Union College (1/4/10)
Largest deficit at any time.....	33, at UALR (Jan. 13, 2011)
Largest lead surrendered to lose	15, vs. FIU (Jan. 2, 2011)
Largest deficit overcome to win	7, SE Oklahoma State (Nov. 20, 2010)
Largest margin of victory	21, vs. Union College (1/4/10)
Largest margin of defeat	31, at UALR (Jan. 13, 2011)
Most points scored in a half.....	55 (First Half), vs. Union College (1/4/10)
Fewest points scored in a half.....	17 (Second Half), at Stephen F. Austin (Dec. 29, 2010)
Most points allowed in a half	48 (Second Half), at Texas Tech (Nov. 12, 2010)
Fewest points allowed in a half	19 (First Half), vs. Centenary (Dec. 11, 2010)

Warhawks Selected Sixth in West Division in Sun Belt Preseason Poll

ULM was selected to finish sixth in the West Division of the Sun Belt Conference in the preseason coaches' poll. North Texas was picked to win the Sun Belt West while Western Kentucky was tabbed as the favorite in the Sun Belt East. WKU's Sergio Kersch was selected as the Preseason Conference Player of the Year.

Trio of Redshirts Return

Fabio Ribeiro, Fred Brown and Hugh Mingo were members of the ULM program last season, but each of the three missed all, or most, of last season due to a redshirt. Fabio Ribeiro played in six games before taking a medical redshirt due to a reoccurring foot ailment. Fred Brown took a redshirt last season following his transfer from Kansas State and Hugh Mingo was forced to take a redshirt after surgery on both of his shins caused him to miss the entire season.

Richard Fills Out First ULM Staff

First year ULM head coach Keith Richard has assembled an entirely new coaching staff for his first season in charge at his alma mater. Richard added Cord Wright and Robert Lee as assistant coaches as well as Brandon Roberts as a graduate assistant coach. Wright had been on staff at North Alabama for the past seven seasons, the last five as an assistant coach. Lee had been at UL-Lafayette for the past 14 seasons, the last six as the head coach. Roberts played at ULM (2005-09) and was a graduate assistant at Texas Tech last season.

ULM Signs Six During the Summer

First-year head coach Keith Richard signed six newcomers this summer, including a four-year transfer, a junior college transfer and four freshmen. Richard signed Loyola-Chicago transfer Charles Winborne (Shreveport, La.), junior college transfer Christian Bibi Ndongo (Yaounde, Cameroon), and freshmen Ife Eke (Lagos, Nigeria), Marchelis Hansberry (Jackson, Miss.), Steven McClellan (Fresno, Calif.) and R.J. McCray (Grand Prairie, Texas).

Warhawks Add Two Walk-Ons in September

Lonell Reeves and JaMichael Goodin joined the ULM program during open walk-on tryouts in September. Nearly 20 hopefuls tried out on Sept. 15 for the ULM coaching staff and Reeves and Goodin were retained. Reeves, a junior, played one season at Danville Area CC and one season at Illinois-Springfield. Goodin, a freshman, is a native of Monroe and attended Wossman High School.

ULM Signs Ladarius Horton for 2011-12

ULM head coach Keith Richard announced

(Nov. 18) the signing of Ladarius Horton to a National Letter of Intent to join the ULM program in the 2011-12 season. Horton, a sophomore at Marion Military Institute in Marion, Ala., averaged 4.3 points and 2.0 assists per game last season at Marion Military. Horton averaged 15 points, seven assists, four rebounds and three steals per game as a senior at Huntsville HS.

2010-11 ROSTER

NUMERICAL ROSTER

##	Name	Pos.	Class	HT	WT	Hometown/Previous School
2	Ife Eke	F	Fr.	6-7	215	Lagos, Nigeria/Norhwest Rankin HS
5	Christian Bibi Ndongo	F	Jr.	6-9	195	Yaounde, Cameroon/John Wood CC
10	Marcelis Hansberry	G	Fr.	6-0	180	Jackson, Miss./Provine HS
11	Charles Winborne*	G	So.	6-0	170	Shreveport, La./Loyola-Chicago
12	Lonell Reeves	G	Jr.	5-10	177	Springfield, Ill./Danville Area CC
13	Tommie Sykes	F	Sr.	6-4	205	Philadelphia, Pa./Odessa CC
15	R.J. McCray	G	Fr.	6-2	180	Grand Prairie, Texas/Grace Prep Academy
21	JaMichael Goodin	G	Fr.	6-0	175	Monroe, La./Wossman HS
22	Lawrence Gilbert	F	Sr.	6-7	210	New Orleans, La./U. of Miami
23	Steven McClellan	F	Fr.	6-7	237	Fresno, Calif./Edison HS
24	Hugh Mingo	G	Jr.	6-3	175	Monroe, La./South Plains CC
41	Fabio Ribeiro	C	Jr.	6-10	245	Caetanopolis, Brazil/New Mexico JC
55	Fred Brown	G	Jr.	6-2	190	West Palm Beach, Fla./Kansas State

* will sit out the 2010-11 season following a transfer from Loyola University-Chicago

ALPHABETICAL ROSTER

##	Name	Pos.	Class	HT	WT	Hometown/Previous School
5	Christian Bibi Ndongo	F	Jr.	6-9	195	Yaounde, Cameroon/John Wood CC
55	Fred Brown	G	Jr.	6-2	190	West Palm Beach, Fla./Kansas State
2	Ife Eke	F	Fr.	6-7	215	Lagos, Nigeria/Norhwest Rankin HS
22	Lawrence Gilbert	F	Sr.	6-7	210	New Orleans, La./U. of Miami
21	JaMichael Goodin	G	Fr.	6-0	175	Monroe, La./Wossman HS
10	Marcelis Hansberry	G	Fr.	6-0	180	Jackson, Miss./Provine HS
23	Steven McClellan	F	Fr.	6-7	237	Fresno, Calif./Edison HS
15	R.J. McCray	G	Fr.	6-2	180	Grand Prairie, Texas/Grace Prep Academy
24	Hugh Mingo	G	Jr.	6-3	175	Monroe, La./South Plains CC
12	Lonell Reeves	G	Jr.	5-10	177	Springfield, Ill./Danville Area CC
41	Fabio Ribeiro	C	Jr.	6-10	245	Caetanopolis, Brazil/New Mexico JC
13	Tommie Sykes	F	Sr.	6-4	205	Philadelphia, Pa./Odessa CC
11	Charles Winborne*	G	So.	6-0	170	Shreveport, La./Loyola-Chicago

* will sit out the 2010-11 season following a transfer from Loyola University-Chicago

COACHING STAFF

Head Coach: Keith Richard (First Season at ULM)

Assistant Coach: Robert Lee (First Season at ULM)

Assistant Coach: Cord Wright (First Season at ULM)

Graduate Assistant: Brandon Roberts (First Season at ULM)

PRONUNCIATION GUIDE

Coaches	First Name	Last Name
Keith Richard	-----	Re - CHARD
Players	First Name	Last Name
Christian Bibi Ndongo	-----	be -be DONGO
Ife Eke	if - E	E - kay
Fabio Ribeiro	-----	rib - ARROW
Tommie Sykes	-----	sikes

BY CLASS

Seniors.....	Lawrence Gilbert
.....	Tommie Sykes
Juniors.....	Christian Bibi Ndongo
.....	Fred Brown
.....	Hugh Mingo
.....	Lonell Reeves
.....	Fabio Ribeiro
Sophomore.....	Charles Winborne
Freshmen.....	Ife Eke
.....	JaMichael Goodin
.....	Marcelis Hansberry
.....	Steven McClellan
.....	R.J. McCray

BY POSITION

Guards.....	Fred Brown
.....	JaMichael Goodin
.....	Marcelis Hansberry
.....	R.J. McCray
.....	Hugh Mingo
.....	Lonell Reeves
.....	Charles Winborne
Forwards.....	Christian Bibi Ndongo
.....	Ife Eke
.....	Lawrence Gilbert
.....	Steven McClellan
.....	Tommie Sykes
Center.....	Fabio Ribeiro

BY HEIGHT

5-10.....	Lonell Reeves
6-0.....	JaMichael Goodin
.....	Marcelis Hansberry
.....	Charles Winborne
6-2.....	Fred Brown
.....	R.J. McCray
6-3.....	Hugh Mingo
6-4.....	Timmie Sykes
6-7.....	Ife Eke
.....	Lawrence Gilbert
.....	Steven McClellan
6-9.....	Christian Bibi Ndongo
6-10.....	Fabio Ribeiro

2010-11 Warhawk Men's Basketball
ULM Combined Team Statistics (as of Feb 06, 2011)
All games

RECORD:	OVERALL	HOME	AWAY	NEUTRAL
ALL GAMES	6-19	4-6	1-12	1-1
CONFERENCE	1-10	0-5	1-5	0-0
NON-CONFERENCE	5-9	4-1	0-7	1-1

#	Player	gp-gs	min	avg	Total		3-Point		F-Throw		Rebounds												
					fg-fga	fg%	3fg-fga	3fg%	ft-fa	ft%	off	def	tot	avg	pf	dq	a	to	blk	stl	pts	avg	
55	Brown, Fred	23-22	752	32.7	119-309	.385	47-127	.370	32-42	.762	12	35	47	2.0	50	3	61	79	2	35	317	13.8	
13	Sykes, Tommie	25-24	768	30.7	100-196	.510	0-0	.000	103-176	.585	82	80	162	6.5	91	7	26	49	8	42	303	12.1	
22	Gilbert, Lawrence	25-22	804	32.2	98-233	.421	24-89	.270	66-79	.835	37	86	123	4.9	78	4	43	60	7	18	286	11.4	
24	Mingo, Hugh	25-24	881	35.2	103-262	.393	43-138	.312	28-40	.700	17	111	128	5.1	72	1	34	52	4	38	277	11.1	
23	McClellan, Steven	22-12	437	19.9	49-94	.521	2-5	.400	20-34	.588	41	55	96	4.4	66	3	11	20	8	8	120	5.5	
10	Hansberry, Marcelis	23-7	409	17.8	34-93	.366	7-30	.233	20-27	.741	5	28	33	1.4	34	0	42	33	0	9	95	4.1	
41	Ribeiro, Fabio	23-9	405	17.6	26-63	.413	0-0	.000	13-26	.500	24	37	61	2.7	56	2	6	27	6	4	65	2.8	
15	McCray, R.J.	17-0	169	9.9	10-29	.345	0-5	.000	7-13	.538	4	6	10	0.6	8	0	9	8	1	4	27	1.6	
05	Bibi Ndongo, Christi	19-0	140	7.4	8-22	.364	0-0	.000	6-10	.600	11	18	29	1.5	17	0	3	15	5	3	22	1.2	
12	Reeves, Lonell	12-5	211	17.6	4-16	.250	2-7	.286	1-4	.250	1	7	8	0.7	11	1	17	14	1	5	11	0.9	
21	Goodin, JaMichael	4-0	8	2.0	1-1	1.000	0-0	.000	0-0	.000	1	0	1	0.3	1	0	0	0	0	2	2	0.5	
02	Eke, Ife	5-0	16	3.2	0-1	.000	0-0	.000	0-0	.000	0	3	3	0.6	0	0	0	1	0	0	0	0.0	
Team											40	40	80	1			9						
Total.....		25	5000	552-1319		.418	125-401	.312	296-451	.656	275	506	781	31.2	485	21	252	367	42	168	1525	61.0	
Opponents.....		25	5000	589-1250		.471	172-447	.385	363-530	.685	227	552	779	31.2	440	-	345	338	76	160	1713	68.5	

TEAM STATISTICS			ULM	OPP	Date	Opponent	Score	Att.
SCORING			1525	1713	11/12/10	at Texas Tech	L 67-86	9603
Points per game			61.0	68.5	11/16/10	at Iowa	L 40-68	9023
Scoring margin			-7.5	-	11/20/10	SOUTHEASTERN OKLAHOM	w 70-59	1530
FIELD GOALS-ATT			552-1319	589-1250	11/23/10	STEPHEN F. AUSTIN	L 64-65	905
Field goal pct			.418	.471	11-26-10	vs Jacksonville State	w 57-50	4344
3 POINT FG-ATT			125-401	172-447	11-27-10	at Illinois State	L 55-59	4395
3-point FG pct			.312	.385	11-28-10	vs South Dakota	L 66-79	4059
3-pt FG made per game			5.0	6.9	12/02/10	at Kent State	L 53-69	3351
FREE THROWS-ATT			296-451	363-530	12/4/10	at Louisiana Tech	L 58-67	4123
Free throw pct			.656	.685	12/11/10	CENTENARY	w 60-46	857
F-Throws made per game			11.8	14.5	12/15/10	at UTEP	L 49-79	8208
REBOUNDS			781	779	* 12/19/10	FLORIDA ATLANTIC	L 58-60	793
Rebounds per game			31.2	31.2	12/22/10	NORTHERN COLORADO	w 78-75	775
Rebounding margin			+0.1	-	12/29/10	at Stephen F. Austin	L 36-60	953
ASSISTS			252	345	* 01/02/11	FLORIDA INTERNATIONAL	L 72-73	1278
Assists per game			10.1	13.8	01/04/11	UNION COLLEGE	w 87-66	1094
TURNOVERS			367	338	* 01/08/11	DENVER	L 57-66	1293
Turnovers per game			14.7	13.5	* 1/13/11	at UALR	L 50-81	2528
Turnover margin			-1.2	-	* 01/15/11	at South Alabama	w 67-65	2274
Assist/turnover ratio			0.7	1.0	* 01/20/11	NORTH TEXAS	L 62-79	2163
STEALS			168	160	* 1/22/11	at UL-Lafayette	L 75-84	5624
Steals per game			6.7	6.4	* 1/27/11	at Arkansas State	L 61-62	3079
BLOCKS			42	76	* 01/29/11	TROY	L 68-74	2114
Blocks per game			1.7	3.0	* 2/3/11	at Middle Tennessee	L 54-60	4108
ATTENDANCE			12802	68978	* 02/05/11	at WKU	L 61-81	3306
Home games-Avg/Game			10-1280	13-4660				
Neutral site-Avg/Game			-	2-4202				

* = Conference game

Score by Periods	1st	2nd	Totals
ULM	726	799	1525
Opponents	823	890	1713

2010-11 Warhawk Men's Basketball
ULM Combined Team Statistics (as of Feb 06, 2011)
Conference games

RECORD:	OVERALL	HOME	AWAY	NEUTRAL
ALL GAMES	1-10	0-5	1-5	0-0
CONFERENCE	1-10	0-5	1-5	0-0
NON-CONFERENCE	0-0	0-0	0-0	0-0

##	Player	gp-gs	min	avg	Total		3-Point		F-Throw		Rebounds										pts	avg
					fg-fga	fg%	3fg-fga	3fg%	ft-fa	ft%	off	def	tot	avg	pf	dq	a	to	blk	stl		
55	Brown, Fred	11-10	370	33.6	60-155	.387	23-61	.377	20-22	.909	8	10	18	1.6	26	2	25	37	1	15	163	14.8
13	Sykes, Tommie	11-11	373	33.9	49-87	.563	0-0	.000	49-82	.598	34	35	69	6.3	41	2	14	22	3	20	147	13.4
22	Gilbert, Lawrence	11-10	365	33.2	44-97	.454	9-33	.273	29-35	.829	15	28	43	3.9	37	3	19	29	4	8	126	11.5
24	Mingo, Hugh	11-11	404	36.7	35-105	.333	17-51	.333	11-20	.550	9	55	64	5.8	37	1	17	21	1	17	98	8.9
23	McClellan, Steven	11-8	224	20.4	26-43	.605	1-3	.333	9-17	.529	23	24	47	4.3	36	2	6	9	5	4	62	5.6
41	Ribeiro, Fabio	9-1	148	16.4	13-30	.433	0-0	.000	6-13	.462	13	10	23	2.6	20	0	3	6	1	2	32	3.6
10	Hansberry, Marcelis	10-2	144	14.4	12-32	.375	4-11	.364	3-3	1.000	2	9	11	1.1	12	0	12	7	0	1	31	3.1
15	McCray, R.J.	6-0	33	5.5	3-8	.375	0-3	.000	4-7	.571	1	0	1	0.2	2	0	0	3	0	1	10	1.7
05	Bibi Ndongo, Christi	7-0	27	3.9	3-8	.375	0-0	.000	3-6	.500	3	5	8	1.1	5	0	1	0	0	0	9	1.3
12	Reeves, Lonell	8-2	111	13.9	2-10	.200	2-5	.400	1-2	.500	1	5	6	0.8	4	0	5	9	1	2	7	0.9
21	Goodin, JaMichael	1-0	0	0.0	0-0	.000	0-0	.000	0-0	.000	0	0	0	0.0	0	0	0	0	0	0	0	0.0
02	Eke, Ife	1-0	1	1.0	0-0	.000	0-0	.000	0-0	.000	0	0	0	0.0	0	0	0	0	0	0	0	0.0
Team											17	18	35		1		2					
Total.....		11	2200		247-575	.430	56-167	.335	135-207	.652	126	199	325	29.5	221	10	102	145	16	70	685	62.3
Opponents.....		11	2200		265-531	.499	85-211	.403	170-245	.694	91	233	324	29.5	192	-	149	131	34	57	785	71.4

TEAM STATISTICS	ULM	OPP	Date	Opponent	Score	Att.
SCORING	685	785	* 12/19/10	FLORIDA ATLANTIC	L 58-60	793
Points per game	62.3	71.4	* 01/02/11	FLORIDA INTERNATIONA	L 72-73	1278
Scoring margin	-9.1	-	* 01/08/11	DENVER	L 57-66	1293
FIELD GOALS-ATT	247-575	265-531	* 1/13/11	at UALR	L 50-81	2528
Field goal pct	.430	.499	* 01/15/11	at South Alabama	W 67-65	2274
3 POINT FG-ATT	56-167	85-211	* 01/20/11	NORTH TEXAS	L 62-79	2163
3-point FG pct	.335	.403	* 1/22/11	at UL-Lafayette	L 75-84	5624
3-pt FG made per game	5.1	7.7	* 1/27/11	at Arkansas State	L 61-62	3079
FREE THROWS-ATT	135-207	170-245	* 01/29/11	TROY	L 68-74	2114
Free throw pct	.652	.694	* 2/3/11	at Middle Tennessee	L 54-60	4108
F-Throws made per game	12.3	15.5	* 02/05/11	at WKU	L 61-81	3306
REBOUNDS	325	324	* = Conference game			
Rebounds per game	29.5	29.5				
Rebounding margin	+0.1	-				
ASSISTS	102	149				
Assists per game	9.3	13.5				
TURNOVERS	145	131				
Turnovers per game	13.2	11.9				
Turnover margin	-1.3	-				
Assist/turnover ratio	0.7	1.1				
STEALS	70	57				
Steals per game	6.4	5.2				
BLOCKS	16	34				
Blocks per game	1.5	3.1				
ATTENDANCE	7641	20919				
Home games-Avg/Game	5-1528	6-3486				
Neutral site-Avg/Game	-	0-0				

Score by Periods	1st	2nd	Totals
ULM	328	357	685
Opponents	374	411	785

INSIDE THE NUMBERS

ULM BASKETBALL STATISTICAL BREAKDOWN

TEAM	GAMES	FG-FGA	PCT.	3F-3PA	PCT.	FT-FTA	PCT.	O-D	TOT	AVG.	FOUL	DQ	AST	AVG	TO	BLK	STL	PTS	AVG
OVERALL (6-19)	25	552-1319	.418	125-401	.312	296-451	.656	275-506	781	31.2	485	21	252	10.1	367	42	168	1525	61.0
HOME (4-6)	10	235-535	.439	52-163	.319	154-229	.672	112-192	304	30.4	201	11	105	10.5	136	21	82	676	67.6
AWAY (1-12)	13	275-677	.406	61-203	.300	115-186	.618	140-271	411	31.6	246	10	127	9.8	201	17	75	726	55.8
NEUTRAL (1-1)	2	42-107	.393	12-35	.343	27-36	.750	23-43	66	33.0	38	0	20	10.0	30	4	11	123	61.5
NON-CONF (5-9)	14	305-744	.410	69-234	.295	161-244	.660	149-307	456	32.6	264	11	150	10.7	222	26	98	840	60.0
CONFERENCE (1-10)	11	247-575	.430	56-167	.335	135-207	.652	126-199	325	29.5	221	10	102	9.3	145	16	70	685	62.3

INSIDE THE NUMBERS

RECORD BY VENUE	2010-11 Overall	2010-11 Sun Belt	2009-10 Overall	2009-10 Sun Belt
Overall	6-19	1-10	12-19	6-12
Home (Fant-Ewing Coliseum)	4-6	0-5	8-6	4-5
Away	1-12	1-5	3-12	2-7
Neutral	1-1	0-0	1-1	0-0

RECORD BY HALFTIME	2010-11 Overall	2010-11 Sun Belt	2009-10 Overall	2009-10 Sun Belt
When ULM leads at halftime	5-3	0-2	8-2	3-1
When ULM trails at halftime	1-16	1-8	3-17	2-11
When ULM is tied at halftime			1-0	1-0

RECORD BY SCORING OFFENSE	2010-11 Overall	2010-11 Sun Belt	2009-10 Overall	2009-10 Sun Belt
When ULM scores 100+ points			0-0	0-0
When ULM scores 90-99 points			1-0	0-0
When ULM scores 80-89 points	1-0		1-3	0-1
When ULM scores 70-79 points	2-2	0-2	4-4	0-3
When ULM scores 60-69 points	2-7	1-4	5-8	5-5
When ULM scores 50-59 points	1-7	0-4	0-3	0-3
When ULM scores 40-49 points	0-2		1-1	1-0
When ULM scores 30-39 points	0-1		0-0	0-0

RECORD BY SCORING DEFENSE	2010-11 Overall	2010-11 Sun Belt	2009-10 Overall	2009-10 Sun Belt
When opponent scores 100+ points			0-0	0-0
When opponent scores 90-99 points			0-2	0-0
When opponent scores 80-89 points	0-4	0-3	0-4	0-3
When opponent scores 70-79 points	1-5	0-3	3-9	0-6
When opponent scores 60-69 points	2-9	1-4	5-5	2-4
When opponent scores 50-59 points	2-1		2-0	2-0
When opponent scores 40-49 points	1-0		1-0	1-0

OVERTIME RECORD	2010-11 Overall	2010-11 Sun Belt	2009-10 Overall	2009-10 Sun Belt
Overtime			0-0	0-0
Double Overtime			0-0	0-0
Triple Overtime			0-0	0-0

RECORD BY MONTH	2010-11 Overall	2010-11 Sun Belt	2009-10 Overall	2009-10 Sun Belt
November	2-5		3-3	0-0
December	2-5	0-1	2-6	0-3
January	2-7	1-7	4-5	4-5
February	0-2	0-2	2-4	2-4
March			1-1	0-0

INSIDE THE NUMBERS

FIELD GOAL PERCENTAGE	2010-11	2009-10
When ULM leads in FG%, ULM is	3-1	7-3
When opponent leads in FG%, ULM is	3-18	5-16
When game ends tied in FG%, ULM is		0-0

3-POINT FIELD GOAL PERCENTAGE	2010-11	2009-10
When ULM leads in 3FG%, ULM is	3-7	7-6
When opponent leads in 3FG%, ULM is	3-12	5-12
When game ends tied in 3FG%, ULM is		0-1

FREE THROW PERCENTAGE	2010-11	2009-10
When ULM leads in FT%, ULM is	5-6	7-9
When opponent leads in FT%, ULM is	1-12	5-9
When game ends tied in FT%, ULM is	0-1	0-1

REBOUNDING	2010-11	2009-10
When ULM leads in rebounds, ULM is	3-8	7-8
When opponent leads in rebounds, ULM is	1-10	5-8
When game ends tied in rebounds, ULM is	2-1	0-3

ASSISTS	2010-11	2009-10
When ULM leads in assists, ULM is	3-1	5-0
When opponent leads in assists, ULM is	2-16	5-16
When game ends tied in assists, ULM is	1-2	2-3

BLOCKS	2010-11	2009-10
When ULM leads in blocks, ULM is	2-4	6-6
When opponent leads in blocks, ULM is	3-11	5-12
When game ends tied in blocks, ULM is	1-4	1-1

STEALS	2010-11	2009-10
When ULM leads in steals, ULM is	3-8	6-7
When opponent leads in steals, ULM is	1-8	3-11
When game ends tied in steals, ULM is	2-3	3-1

TURNOVERS	2010-11	2009-10
When ULM has more turnovers, ULM is	2-13	6-13
When opponent has more turnovers, ULM is	4-4	5-4
When game ends tied in turnovers, ULM is	0-2	1-2

FOULS	2010-11	2009-10
When ULM has more fouls, ULM is	3-15	3-10
When opponent has more fouls, ULM is	3-3	8-6
When game ends tied in fouls, ULM is	0-1	1-3

INSIDE THE NUMBERS

TIME ON THE COURT

PLAYER	CAREER GAMES	CAREER STARTS	CONSEC GAMES	CONSEC STARTS
Lawrence Gilbert (Sr.)	100	71	80	11
Fred Brown (Jr.)	84	22	17	8
Tommie Sykes (Sr.)	56	31	56	14
Fabio Ribeiro (Jr.)	29	11	8	0
Hugh Mingo (Jr.)	25	24	25	22
Marcelis Hansberry (Fr.)	23	7	8	0
Steven McClellan (Fr.)	22	12	18	7
Christian Bibi Ndongo (Jr.)	19	0	3	0
R.J. McCray (Fr.)	17	0	2	0
Lonell Reeves (Jr.)	12	5	1	0
Charles Winborne (So.)	7	0	0	0
Ife Eke (Fr.)	5	0	1	0
JaMichael Goodin (Fr.)	4	0	0	0

LED ULM IN ... SCORING

	2006-07	2007-08	2008-09	2009-10	2010-11	CAREER
Lawrence Gilbert (Sr.)	-	-	6	5	4	15
Tommie Sykes (Sr.)	-	-	-	5	9	14
Fred Brown (Jr.)	-	-	-	-	7	7
Hugh Mingo (Jr.)	-	-	-	-	6	6
Fabio Ribeiro (Jr.)	-	-	-	-	1	1

LED ULM IN ... REBOUNDING

	2006-07	2007-08	2008-09	2009-10	2010-11	CAREER
Tommie Sykes (Sr.)	-	-	-	11	11	22
Lawrence Gilbert (Sr.)	-	-	5	7	4	16
Steven McClellan (Fr.)	-	-	-	-	7	7
Hugh Mingo (Jr.)	-	-	-	-	5	5
Fabio Ribeiro (Jr.)	-	-	-	0	2	2

LED ULM IN ... ASSISTS

	2006-07	2007-08	2008-09	2009-10	2010-11	CAREER
Fred Brown (Jr.)	-	-	-	-	11	11
Marcelis Hansberry (Fr.)	-	-	-	-	6	6
Hugh Mingo (Jr.)	-	-	-	-	4	4
Lawrence Gilbert (Sr.)	-	-	0	0	4	4
Tommie Sykes (Sr.)	-	-	-	1	3	4
Lonell Reeves (Jr.)	-	-	-	-	3	3
R.J. McCray (Fr.)	-	-	-	-	2	2
Fabio Ribeiro (Jr.)	-	-	-	-	1	1

LED ULM IN ... BLOCKS

	2006-07	2007-08	2008-09	2009-10	2010-11	CAREER
Lawrence Gilbert (Sr.)	-	-	4	1	4	9
Tommie Sykes (Sr.)	-	-	-	2	4	6
Steven McClellan (Fr.)	-	-	-	-	6	6
Christian Bibi Ndongo (Jr.)	-	-	-	-	4	4
Hugh Mingo (Jr.)	-	-	-	-	3	3
Fabio Ribeiro (Jr.)	-	-	-	1	2	3
Fred Brown (Jr.)	-	-	-	-	2	2
R.J. McCray (Fr.)	-	-	-	-	1	1
Lonell Reeves (Jr.)	-	-	-	-	1	1

LED ULM IN ... STEALS

	2006-07	2007-08	2008-09	2009-10	2010-11	CAREER
Tommie Sykes (Sr.)	-	-	-	5	12	17
Lawrence Gilbert (Sr.)	-	-	4	4	4	12
Fred Brown (Jr.)	-	-	-	-	9	9
Hugh Mingo (Jr.)	-	-	-	-	9	9
Marcelis Hansberry (Fr.)	-	-	-	-	1	1
R.J. McCray (Fr.)	-	-	-	-	1	1

INSIDE THE NUMBERS

DOUBLE-DIGIT SCORING

	06-07	07-08	08-09	09-10	10-11	CAREER
Lawrence Gilbert (Sr.)	1	-	16	16	15	48
Tommie Sykes (Sr.)	-	-	-	15	17	32
Fred Brown (Jr.)	-	2	10	-	18	30
Hugh Mingo (Jr.)	-	-	-	-	15	15
Steven McClellan (Fr.)	-	-	-	-	2	2
Marcelis Hansberry (Fr.)	-	-	-	-	2	2
Fabio Ribeiro (Jr.)	-	-	-	-	1	1
R.J. McCray (Fr.)	-	-	-	-	1	1

20+ POINT GAMES

	06-07	07-08	08-09	09-10	10-11	CAREER
Fred Brown (Jr.)	-	1	2	-	3	6
Tommie Sykes (Sr.)	-	-	-	2	2	4
Lawrence Gilbert (Sr.)	0	-	1	0	1	2
Hugh Mingo (Jr.)	-	-	-	-	1	1

30+ POINT GAMES

	06-07	07-08	08-09	09-10	10-11	CAREER
Tommie Sykes (Sr.)	-	-	-	0	1	1

7+ REBOUND GAMES

	06-07	07-08	08-09	09-10	10-11	CAREER
Tommie Sykes (Sr.)	-	-	-	11	12	23
Lawrence Gilbert (Sr.)	0	-	6	7	7	20
Hugh Mingo (Jr.)	-	-	-	-	7	7
Steven McClellan (Fr.)	-	-	-	-	4	4
Fabio Ribeiro (Jr.)	-	-	-	0	2	2
Fred Brown (Jr.)	-	0	1	-	-	1

10+ REBOUND GAMES

	06-07	07-08	08-09	09-10	10-11	CAREER
Lawrence Gilbert (Sr.)	0	-	3	1	-	4
Tommie Sykes (Sr.)	-	-	-	1	2	3
Hugh Mingo (Jr.)	-	-	-	-	2	2
Fabio Ribeiro (Jr.)	-	-	-	0	1	1

5+ ASSIST GAMES

	06-07	07-08	08-09	09-10	10-11	CAREER
Fred Brown (Jr.)	-	0	1	-	5	6
Marcelis Hansberry (Fr.)	-	-	-	-	2	2

10+ ASSIST GAMES

	06-07	07-08	08-09	09-10	10-11	CAREER
none	-	-	-	-	-	-

3+ STEAL GAMES

	06-07	07-08	08-09	09-10	10-11	CAREER
Tommie Sykes (Sr.)	-	-	-	1	8	9
Fred Brown (Jr.)	-	1	0	-	6	7
Lawrence Gilbert (Sr.)	0	-	1	2	-	3
Hugh Mingo (Jr.)	-	-	-	-	4	4
Marcelis Hansberry (Fr.)	-	-	-	-	1	1

3+ BLOCK GAMES

	06-07	07-08	08-09	09-10	10-11	CAREER
Lawrence Gilbert (Sr.)	0	-	1	0	1	2

5+ BLOCK GAMES

	06-07	07-08	08-09	09-10	10-11	CAREER
none	-	-	-	-	-	-

WARHAWK STARTING LINE-UPS

Date	Opponent	W/L	Score	Starter	Total	Starter	Total	Starter	Total	Starter	Total	Starter	Total
N12	at Texas Tech	L	67-86	Sykes	7	Gilbert	18	Ribeiro	5	Mingo	8	Brown	25
N16	at Iowa	L	40-68	Sykes	14	Gilbert	6	Ribeiro	2	Mingo	2	Hansberry	7
N20	SE Oklahoma State	W	70-59	Sykes	13	Gilbert	14	Ribeiro	2	Brown	21	Hansberry	9
N23	Stephen F. Austin	L	64-65	Sykes	13	Gilbert	13	McClellan	7	Brown	14	Mingo	17
N26	v. Jacksonville State	W	57-50	Sykes	16	Gilbert	13	Ribeiro	0	Brown	9	Mingo	11
N27	at Illinois State	L	55-59	Sykes	12	Gilbert	17	Ribeiro	0	Brown	13	Mingo	11
N28	v. South Dakota	L	66-79	Sykes	19	Gilbert	11	Ribeiro	2	Brown	15	Mingo	16
D2	at Kent State	L	53-69	Sykes	6	Gilbert	8	Ribeiro	3	Hansberry	7	Mingo	16
D4	at Louisiana Tech	L	58-67	Sykes	4	Gilbert	10	McClellan	4	Brown	18	Mingo	18
D11	Centenary	W	60-46	Sykes	6	Gilbert	7	Brown	6	Mingo	27	Hansberry	7
D15	at UTEP	L	49-79	McClellan	4	Gilbert	4	Brown	8	Mingo	11	Hansberry	5
D19	Florida Atlantic*	L	58-60	Sykes	11	Ribeiro	4	Brown	18	Mingo	11	Reeves	4
D22	Northern Colorado	W	78-75	Sykes	8	McClellan	7	Brown	10	Mingo	12	Reeves	0
D29	at Stephen F. Austin	L	36-60	Sykes	4	Ribeiro	0	Brown	2	Mingo	11	Reeves	0
J2	FIU*	L	72-73	Sykes	19	Gilbert	8	Brown	14	Mingo	14	Reeves	3
J4	Union College	W	87-66	Sykes	32	Gilbert	13	Brown	13	Mingo	14	Reeves	4
J8	Denver*	L	57-66	Sykes	18	Gilbert	8	McClellan	4	Mingo	6	Hansberry	4
J13	at UALR*	L	50-81	Sykes	4	Gilbert	17	Brown	5	Mingo	6	Hansberry	0
J15	at South Alabama*	W	67-65	Sykes	13	Gilbert	14	Brown	25	Mingo	6	McClellan	7
J20	North Texas*	L	62-79	Sykes	15	Gilbert	15	Brown	13	Mingo	7	McClellan	6
J22	at UL-Lafayette*	L	75-84	Sykes	21	Gilbert	12	Brown	12	Mingo	6	McClellan	9
J27	at Arkansas State	L	61-62	Sykes	12	Gilbert	13	Brown	17	Mingo	11	McClellan	0
J29	Troy*	L	68-74	Sykes	10	Gilbert	10	Brown	17	Mingo	18	McClellan	6
F3	at Middle Tennessee*	L	54-60	Sykes	14	Gilbert	9	Brown	10	Mingo	9	McClellan	6
F5	at Western Kentucky*	L	61-81	Sykes	10	Gilbert	13	Brown	16	Mingo	4	McClellan	6
F10	Arkansas State*												
F12	UALR*												
F17	at Denver*												
F19	at North Texas*												
F26	UL-Lafayette*												

STARTERS VS. BENCH

Date	Opponent	W/L	Score	Starter Points			Bench Points		
				ULM	Opp.	Diff.	ULM	Opp.	Diff.
N12	at Texas Tech	L	67-86	63	46	17	4	40	-36
N16	at Iowa	L	40-68	31	39	-8	9	29	-20
N20	SE Oklahoma State	W	70-59	59	44	15	11	15	-4
N23	Stephen F. Austin	L	64-65	64	48	16	0	17	-17
N26	v. Jacksonville State	W	57-50	49	41	8	8	9	-1
N27	at Illinois State	L	55-59	53	44	9	2	13	-13
N28	v. South Dakota	L	66-79	63	53	10	3	26	-23
D2	at Kent State	L	53-69	40	47	-7	13	22	-9
D4	at Louisiana Tech	L	58-67	54	58	-4	4	9	-5
D11	Centenary	W	60-46	53	29	24	7	19	-12
D15	at UTEP	L	49-79	32	68	-36	17	11	6
D19	Florida Atlantic*	L	58-60	48	41	7	10	19	-9
D22	Northern Colorado	W	78-75	37	66	-29	41	9	32
D29	at Stephen F. Austin	L	36-60	17	50	-33	19	10	9
J2	FIU*	L	72-73	58	36	22	14	37	23
J4	Union College	W	87-66	76	62	14	11	4	7
J8	Denver*	L	57-66	41	45	-4	16	21	-5
J13	at UALR*	L	50-81	32	50	-18	18	31	-13
J15	at South Alabama*	W	67-65	65	58	7	2	7	-5
J20	North Texas*	L	62-79	56	63	-7	6	16	-10
J22	at UL-Lafayette*	L	75-84	60	63	-3	15	21	-6
J27	at Arkansas State*	L	61-62	53	49	4	8	13	-5
J29	Troy*	L	68-74	61	57	4	7	17	-10
F3	at Middle Tennessee*	L	54-60	48	43	5	6	17	-11
F5	at Western Kentucky*	L	61-81	49	47	2	12	34	-22
F10	Arkansas State*								
F12	UALR*								
F17	at Denver*								
F19	at North Texas*								
F26	UL-Lafayette*								
TOTALS				1262	1247	15	263	466	-203
AVERAGES				50.5	49.9	0.6	10.5	18.6	-8.1

MID-MAJOR TOP 25 (FEB. 7, 2011)

No.	School	Record	Pts.	Prev.
1.	St. Mary's (28)	20-4	770	2
2.	Wichita State (1)	20-4	738	3
3.	George Mason (1)	19-5	696	6
4.	VCU	19-5	656	4
5.	Coastal Carolina (1)	22-2	640	8
6.	Cleveland State	21-4	622	1
7.	Missouri State	18-6	566	5
8.	Belmont	22-4	519	13
9.	Princeton	16-4	507	16
10.	Harvard	16-4	471	7
11.	Gonzaga	15-9	416	11
12.	Oakland	17-9	404	9
13.	Butler	15-9	369	15
14.	Old Dominion	18-6	361	10
15.	College of Charleston	17-7	359	20
16.	Portland	17-7	294	12
17.	Montana	16-7	277	14
18.	Fairfield	18-5	249	17
19.	Valparaiso	17-7	237	18
20.	Northern Iowa	18-7	211	19
21.	Wright State	16-9	109	23
22.	Drexel	16-7	104	24
23.	Vermont	19-5	89	NR
24.	Florida Atlantic	18-7	75	NR
25.	Long Island	18-5	74	NR

OTHERS RECEIVING VOTES: Kent State 60, Hampton 25, Murray State 24, Rider 20, James Madison 19, San Francisco 14, Bucknell 13, Long Beach State 12, North Texas 11, Maine 10, Santa Clara 9, Wofford 9, Liberty 8, Buffalo 4, IUPUI 4, Northern Colorado 4, Northwestern State 4, UW Milwaukee 4, Hofstra 3, American 2, Furman 2, McNeese State 1.

2010-11: Results

Record	Overall	Home	Away	Neutral
All Games	6-19	4-6	1-12	1-1
Sun Belt Games	1-10	0-5	1-5	0-0
Non-Conference Games	5-9	4-1	0-7	1-1

Date	Opponent	Result	Attendance	Top Scorer	Rebounds	Assists	Steals	Blocks
Nov. 12	at Texas Tech	L, 67-86	9,603	Brown (25)	Ribeiro (10)	Gilbert (3) Hansberry (3)	Brown (1) Sykes (1)	Bibi Ndongo (1)
Nov. 16	at Iowa	L, 40-68	9,023	Sykes (14)	Gilbert (8)	McCray (3) Mingo (3)	Hansberry (4)	McClellan (2)
Nov. 20	SE Oklahoma State	W, 70-59	1,530	Brown (21)	Gilbert (8) McClellan (8)	Hansberry (5)	Brown (3) Sykes (3)	Mingo (2)
Nov. 23	Stephen F. Austin	L, 64-65	905	Mingo (17)	Gilbert (9)	Brown (5)	Sykes (3)	Bibi Ndongo (1) Sykes (1)
Nov. 26	v. Jacksonville State^	W, 57-50	4,344	Sykes (16)	Sykes (8)	Brown (5)	Brown (3)	none
Nov. 27	at Illinois State^	L, 55-59	4,395	Gilbert (17)	Ribeiro (9) Sykes (9)	Brown (4)	Sykes (4)	Ribeiro (2)
Nov. 28	v. South Dakota^	L, 66-79	4,059	Sykes (19)	Sykes (9)	Brown (4)	Gilbert (2)	Gilbert (2)
Dec. 2	at Kent State	L, 53-69	3,351	Mingo (16)	Sykes (10)	Hansberry (4) McCray (4)	Mingo (2)	none
Dec. 4	at Louisiana Tech	L, 58-67	4,123	Brown (18) Mingo (18)	Mingo (9)	Brown (7)	Sykes (3) Brown (3)	Gilbert (1) Brown (1)
Dec. 11	Centenary	W, 60-46	857	Mingo (27)	Sykes (8)	Hansberry (5)	Mingo (7)	Sykes (2)
Dec. 15	at UTEP	L, 49-79	8,208	Ribeiro (15)	Sykes (8)	Reeves (4)	Brown (1) McCray (1)	none
Dec. 19	Florida Atlantic*	L, 58-60	793	Brown (18)	Sykes (7)	Three Players (2)	Four Players (2)	Sykes (1) Mingo (1)
Dec. 22	Northern Colorado	W, 78-75	775	Gilbert (28)	McClellan (6)	Reeves (4)	Brown (3) Mingo (3)	Ribeiro (1)
Dec. 29	at Stephen F. Austin	L, 36-60	953	Mingo (11)	McClellan (6)	Four Players (1)	Mingo (3)	Three Players (1)
Jan. 2	FIU*	L, 72-73	1,278	Sykes (19)	Sykes (7) Mingo (7) McClellan (7)	Brown (3)	Mingo (2)	McClellan (2)
Jan. 4	Union College (Ky.)	W, 87-66	1,094	Sykes (32)	Gilbert (9)	Brown (5)	Sykes (4)	Ndongo (1) McCray (1)
Jan. 8	Denver*	L, 57-66	1,293	Sykes (18)	Sykes (6)	Mingo (4)	Sykes (2)	Sykes (1)
Jan. 13	at UALR*	L, 50-81	2,528	Gilbert (17)	McClellan (5)	Sykes (2)	Mingo (2)	Gilbert (1)
Jan. 15	at South Alabama*	W, 67-65	2,274	Brown (25)	Sykes (12)	Mingo (3)	Brown (2)	McClellan (1)
Jan. 20	North Texas*	L, 62-79	2,163	Sykes (15) Gilbert (15)	McClellan (6)	Brown (3) Mingo (3)	Sykes (2) Gilbert (2)	Ribeiro (1)
Jan. 22	at UL-Lafayette*	L, 75-84	5,624	Sykes (21)	McClellan (9)	Gilbert (3) Hansberry (3)	Three Players (1)	none
Jan. 27	at Arkansas State*	L, 61-62	3,079	Brown (17)	Mingo (10)	Gilbert (3)	Sykes (3) Brown (3)	McClellan (1)
Jan. 29	Troy*	L, 68-74	2,114	Mingo (18)	Mingo (10)	Brown (5)	Brown (4) Sykes (4)	Four Players (1)
Feb. 3	at Middle Tennessee*	L, 54-60	4,108	Sykes (14)	Sykes (9)	Sykes (3)	Sykes (3)	Gilbert (3)
Feb. 5	at Western Kentucky*	L, 61-81	3,306	Brown (16)	Mingo (8)	Brown (3)	Mingo (2)	none
Feb. 10	Arkansas State*							
Feb. 12	UALR*							
Feb. 17	at Denver*							
Feb. 19	at North Texas*							
Feb. 26	UL-Lafayette*							

Mar. 5-8 Sun Belt Conference Tournament

^ denotes Global Sports Roundball Classic game

* denotes Sun Belt Conference game

GAME-BY-GAME PLAYER STATISTICS (PTS-REB-AST)

		2 • EKE	3 • BIBI NDONGO	10 • HANSBERRY	12 • REEVES	13 • SYKES	15 • MCCRAY
N12	at Texas Tech	DNP	2-0-0	2-0-3	DND	7-5-0	0-1-0
N16	at Iowa	0-2-0	0-0-1	6-1-2	DND	14-7-0	7-3-3
N20	SE Oklahoma State	DNP	2-1-0	9-4-5	DND	13-6-0	0-0-0
N23	Stephen F. Austin	DNP	0-2-0	0-0-1	DND	13-4-1	DNP
N26	v. Jacksonville State	DNP	2-5-0	6-2-1	DND	16-8-2	DNP
N27	at Illinois State	DNP	2-1-0	0-2-0	DND	12-9-3	0-0-0
N28	v. South Dakota	0-0-0	1-5-0	2-1-1	DND	19-9-1	0-0-0
D2	at Kent State	DNP	2-0-0	7-5-4	DND	6-10-2	4-1-4
D4	at Louisiana Tech	DNP	0-1-0	0-1-1	DND	4-8-1	DNP
D11	Centenary	DNP	DNP	7-1-5	DND	6-8-0	2-2-0
D15	at UTEP	0-1-0	0-2-0	5-3-3	0-1-4	2-8-0	0-0-0
D19	Florida Atlantic*	DNP	DNP	0-1-1	4-1-1	11-7-0	DNP
D22	Northern Colorado	DNP	DNP	13-2-3	0-0-4	8-3-0	0-1-0
D29	at Stephen F. Austin	0-0-0	2-3-0	6-0-1	0-0-1	4-3-1	1-1-0
J2	FIU*	DNP	0-1-0	2-2-1	3-1-1	19-7-1	0-0-0
J4	Union College	DNP	0-1-1	DNP	4-1-3	32-5-1	3-0-2
J8	Denver*	DNP	0-1-0	4-1-2	0-2-0	18-6-0	0-0-0
J13	at UALR*	DNP	2-2-1	0-4-1	0-2-0	4-4-2	10-1-0
J15	at South Alabama*	DNP	DNP	2-0-2	DNP	13-12-1	0-0-0
J20	North Texas*	DNP	2-0-0	0-1-0	DNP	15-2-2	DNP
J22	at UL-Lafayette*	DNP	DNP	15-0-3	0-0-0	21-7-2	DNP
J27	at Arkansas State*	DNP	DNP	DNP	0-0-2	12-4-0	DNP
J29	Troy*	DNP	0-3-0	2-1-1	0-0-0	10-5-1	DNP
F3	at Middle Tennessee*	DNP	0-0-0	3-0-0	DNP	14-9-3	0-0-0
F5	at Western Kentucky*	0-0-0	5-1-0	3-1-1	0-0-1	10-6-2	0-0-0
F10	Arkansas State*						
F12	UALR*						
F17	at Denver*						
F19	at North Texas*						
F26	UL-Lafayette*						

		21 • GOODIN	22 • GILBERT	23 • MCCLELLAN	24 • MINGO	41 • RIBEIRO	55 • BROWN
N12	at Texas Tech	DND	18-5-3	0-1-0	8-7-1	5-10-0	25-3-2
N16	at Iowa	0-0-0	6-8-0	2-7-1	2-0-3	2-1-0	DND
N20	SE Oklahoma State	DNP	14-8-2	4-8-1	5-5-0	2-2-0	21-2-1
N23	Stephen F. Austin	DNP	7-9-2	13-7-0	17-5-1	0-0-1	14-4-5
N26	v. Jacksonville State	DNP	13-7-1	DND	11-0-2	0-5-0	9-3-5
N27	at Illinois State	DNP	17-7-3	DNP	11-4-1	0-9-0	13-2-4
N28	v. South Dakota	DNP	11-7-3	DNP	16-4-0	2-2-0	15-2-4
D2	at Kent State	DNP	8-3-2	7-2-1	16-3-2	3-4-0	DND
D4	at Louisiana Tech	DNP	10-5-2	4-3-0	18-9-0	4-1-0	18-2-7
D11	Centenary	0-1-0	7-2-0	5-6-1	27-7-0	0-2-0	6-5-0
D15	at UTEP	DNP	4-5-1	4-1-0	11-4-2	15-1-2	8-2-1
D19	Florida Atlantic*	DNP	6-4-0	4-3-0	11-6-2	4-3-2	18-0-2
D22	Northern Colorado	DNP	28-4-2	7-6-0	14-4-3	0-0-0	10-1-2
D29	at Stephen F. Austin	DND	4-1-1	6-6-0	11-5-0	0-1-0	2-2-0
J2	FIU*	0-0-0	8-3-2	12-7-0	14-7-0	DNP	14-3-3
J4	Union College	2-0-0	13-9-2	6-2-1	14-7-2	0-0-0	13-1-5
J8	Denver*	DNP	9-4-2	4-3-0	6-5-4	DNP	16-2-2
J13	at UALR*	DNP	17-3-1	2-5-1	6-4-0	4-1-0	5-0-1
J15	at South Alabama*	DNP	14-2-2	7-4-0	6-2-3	0-2-0	25-4-2
J20	North Texas*	DNP	15-5-2	6-6-1	7-3-3	4-3-0	13-3-3
J22	at UL-Lafayette*	DNP	12-6-3	9-9-2	6-4-1	0-1-0	12-1-2
J27	at Arkansas State*	DNP	13-4-3	0-1-1	11-10-2	8-4-0	17-0-0
J29	Troy*	DNP	10-2-2	6-1-1	18-10-0	5-3-1	17-1-5
F3	at Middle Tennessee*	DNP	9-5-0	6-6-0	9-5-0	3-3-0	10-4-2
F5	at Western Kentucky*	DNP	13-5-2	6-2-0	4-8-2	4-3-0	16-0-3
F10	Arkansas State*						
F12	UALR*						
F17	at Denver*						
F19	at North Texas*						
F26	UL-Lafayette*						

GAME-BY-GAME TEAM STATISTICS

Date	Game	W/L	Score	FG-FGA	PCT.	3F-3PA	PCT.	FT-FTA	PCT.	O-D	TOT	F/EJ	A	TO	BLK	STL	1st	2nd	ot	ot	TP
N12	ULM	L	67	23-56	.411	8-17	.471	13-16	.813	10-26	36	21/1	9	16	1	2	37	30	-	-	67
	at Texas Tech		86	34-62	.548	5-15	.333	13-23	.565	11-22	33	20/0	18	9	5	11	38	48	-	-	86
N16	ULM	L	40	17-54	.315	3-16	.188	3-5	.600	9-23	32	14/0	10	26	2	10	18	22	-	-	40
	at Iowa		68	28-60	.467	8-21	.381	4-10	.400	13-29	42	13/0	17	22	4	10	29	39	-	-	68
N20	ULM	W	70	23-65	.354	7-23	.304	17-28	.607	14-26	40	17/0	9	14	4	10	28	42	-	-	70
	SE Oklahoma State		59	20-51	.392	5-18	.278	14-24	.583	8-32	40	23/1	9	21	4	10	23	36	-	-	59
N23	ULM	L	64	23-51	.451	6-16	.375	12-15	.800	15-19	34	18/1	11	16	2	7	36	28	-	-	64
	Stephen F. Austin		65	22-44	.500	6-13	.462	15-19	.789	5-14	19	16/0	16	12	2	4	31	34	-	-	65
N26	ULM	W	57	17-47	.362	6-12	.500	17-19	.895	12-22	34	20/0	11	19	0	6	26	31	-	-	57
	v. Jacksonville State		50	16-44	.364	4-11	.364	14-20	.700	10-19	29	18/1	9	18	5	8	22	28	-	-	50
N27	ULM	L	55	20-55	.364	9-21	.429	6-11	.545	13-24	37	18/1	11	16	3	7	18	37	-	-	55
	at Illinois State		59	20-48	.417	2-14	.143	17-24	.708	10-24	34	18/0	11	14	6	8	33	26	-	-	59
N28	ULM	L	66	25-60	.417	6-23	.261	10-17	.588	11-21	32	18/0	9	11	4	5	32	34	-	-	66
	v. South Dakota		79	27-60	.450	10-24	.417	15-18	.833	12-26	38	15/0	15	11	0	7	47	32	-	-	79
D2	ULM	L	53	23-49	.469	5-18	.278	2-6	.333	6-22	28	12/0	15	17	0	7	19	34	-	-	53
	at Kent State		69	26-53	.491	10-21	.476	7-9	.778	6-22	28	10/0	23	11	4	11	30	39	-	-	69
D4	ULM	L	58	24-67	.358	5-28	17.9	5-10	.500	16-22	38	21/2	11	10	2	7	25	33	-	-	58
	at Louisiana Tech		67	22-46	.478	7-13	.538	16-21	.762	6-31	37	1/0	14	15	4	4	37	30	-	-	67
D11	ULM	W	60	20-51	.392	2-12	.167	18-29	.621	17-22	39	20/1	6	15	2	10	24	36	-	-	60
	Centenary		46	15-44	.341	4-18	.222	12-23	.522	12-18	30	21/1	7	18	1	8	19	27	-	-	46
D15	ULM	L	49	20-50	.400	1-11	.091	8-12	.667	6-24	30	21/1	13	15	0	2	19	30	-	-	49
	at UTEP		79	26-54	.481	7-17	.412	20-30	.667	9-26	35	17/1	19	5	3	8	40	39	-	-	79
D19	ULM	L	58	21-53	.396	8-20	.400	8-20	.400	13-13	26	19/0	8	11	2	10	26	32	-	-	58
	Florida Atlantic*		60	23-42	.548	6-17	.353	8-12	.667	9-22	31	23/1	15	20	6	5	32	28	-	-	60
D22	ULM	W	78	25-46	.543	6-16	.375	22-35	.629	8-16	24	25/3	14	15	1	7	42	36	-	-	78
	Northern Colorado		75	20-50	.400	8-24	.333	27-33	.818	12-15	27	23/1	9	16	2	4	33	42	-	-	75
D29	ULM	L	36	15-41	.366	1-10	.100	5-11	.455	6-19	25	18/0	4	19	3	8	19	17	-	-	36
	at Stephen F. Austin		60	23-50	.460	7-17	.412	7-14	.500	12-24	36	16/0	15	16	2	5	35	25	-	-	60
J2	ULM	L	72	23-51	.451	5-18	.278	21-26	.808	13-20	33	21/2	8	16	2	5	37	35	-	-	72
	FIU*		73	25-53	.472	6-17	.353	17-28	.607	10-17	27	22/1	12	11	1	9	28	45	-	-	73
J4	ULM	W	87	30-52	.577	4-11	.364	23-30	.767	6-21	27	21/1	17	13	2	10	55	32	-	-	87
	Union College (Ky.)		66	25-53	.472	4-10	.400	12-17	.706	10-17	27	26/1	14	19	0	5	32	34	-	-	66
J8	ULM	L	57	19-44	.432	4-9	.444	15-20	.750	8-19	27	18/1	10	14	1	5	24	33	-	-	57
	Denver*		66	23-46	.500	9-25	.360	11-14	.786	3-18	21	17/0	17	9	1	7	32	34	-	-	66
J13	ULM	L	50	16-46	.348	1-18	.056	17-24	.708	10-19	29	16/0	7	15	1	4	28	22	-	-	50
	at UALR*		81	27-50	.540	17-26	.654	10-15	.667	6-25	31	20/0	19	10	2	4	43	38	-	-	81
J15	ULM	W	67	23-45	.511	5-13	.385	16-21	.762	14-16	30	19/0	10	14	1	5	37	30	-	-	67
	at South Alabama*		65	23-42	.548	7-15	.467	12-21	.571	6-11	17	17/0	13	9	5	5	40	25	-	-	65
J20	ULM	L	62	23-54	.426	4-14	.286	12-15	.800	7-16	23	20/2	11	10	1	6	28	34	-	-	62
	North Texas*		79	27-47	.574	8-14	.571	17-20	.850	4-23	27	17/0	18	10	2	2	34	45	-	-	79
J22	ULM	L	75	30-61	.492	8-13	.615	7-16	.438	15-19	34	22/1	13	12	0	3	37	38	-	-	75
	at UL-Lafayette*		84	27-60	.450	10-21	.476	20-25	.800	14-22	36	18/1	8	7	6	4	38	46	-	-	84
J27	ULM	L	61	23-52	.442	7-13	.538	8-13	.615	12-18	30	20/0	8	13	1	7	27	34	-	-	61
	at Arkansas State*		62	22-44	.500	4-15	.267	14-22	.636	9-17	26	11/0	8	14	1	5	30	32	-	-	62
J29	ULM	L	68	28-68	.412	6-24	.250	6-11	.545	11-20	31	22/0	11	12	4	12	28	40	-	-	68
	Troy*		74	22-51	.431	7-25	.280	23-32	.719	13-31	44	10/0	12	18	3	8	31	43	-	-	74
F3	ULM	L	54	19-50	.380	2-13	.154	14-19	.737	13-22	35	21/3	5	17	3	10	28	26	-	-	54
	at Middle Tennessee*		60	19-43	.442	6-20	.300	16-25	.640	6-21	27	16/0	15	15	3	5	23	37	-	-	60
F5	ULM	L	61	22-51	.431	6-12	.500	11-22	.500	10-17	27	23/1	11	11	0	3	28	33	-	-	61
	at Western Kentucky*		81	27-53	.509	5-16	.313	22-31	.710	11-26	37	21/0	12	8	4	3	43	38	-	-	81
F10	ULM																				
	Arkansas State*																				
F12	ULM																				
	UALR*																				
F17	ULM																				
	at Denver*																				
F19	ULM																				
	at North Texas*																				
F26	ULM																				
	UL-Lafayette*																				

THE LAST TIME...

END OF GAME SITUATIONS

ULM won in the last second	March 6, 2010 vs. Louisiana-Lafayette (Sun Belt Tournament): Tony Hooper wing three-pointer, 0.7 sec.
ULM lost in the last second	Dec. 2, 2009, vs. Louisiana Tech: Kyle Gibson corner three-pointer, 0.0 sec.
ULM played in overtime	Dec. 31, 2008, at UALR: UALR won 95-87
ULM won an overtime game	Nov. 30, 2007, at Iowa: ULM won 72-67
ULM lost an overtime game	Dec. 31, 2008, at UALR: UALR won 95-87

TEAM SCORING

ULM scored 80 or more points	Jan. 4, vs. Union College: ULM won 87-66
ULM scored 90 or more points	Dec. 28, 2009, U. of the Southwest: ULM won 99-70
ULM scored 100 or more points	Nov. 27, 2007, Alcorn State: ULM won 105-75
ULM scored fewer than 50 points	Dec. 29, 2010, at Stephen F. Austin: ULM lost 60-36
An opponent scored 100 point or more points	Nov. 29, 2008, at Tennessee Tech: ULM lost 108-70
An opponent scored fewer than 50 points	Dec. 11, 2010, vs. Centenary: ULM won 60-46

INDIVIDUAL SCORING

A player had 20 or more points	Jan. 22, 2011, at UL-Lafayette: Tommie Sykes (21)
A player had 30 or more points	Jan. 4, 2011, vs. Union College: Tommie Sykes (32)
A player had 40 or more points	1970-71, Louisiana College: Henry Steele (40)
An opponent had 20 or more points	Jan. 27, 2011, at Arkansas State: Martavius Adams (21)
An opponent had 30 or more points	Jan. 20, 2011, vs. North Texas: Tristan Thompson (30)

MULTIPLE DOUBLE-DIGIT SCORING

ULM had three double-digit scorers	Feb. 5, 2011, at Western Kentucky: F. Brown (16), L. Gilbert (13), T. Sykes (10)
ULM had four double-digit scorers	Jan. 29, 2011, vs. Troy: H. Mingo (18), F. Brown (17), L. Gilbert (10), T. Sykes (10)
ULM had five double-digit scorers	Dec. 28, 2009, U. of the Southwest: R. Turner (20), D. Forbes (19), T. Hooper (16), T. Sykes (16), L. Gilbert (11)
ULM had two players with 20 or more points	Feb. 26, 2009, Denver: Dynile Forbes (24), Malcolm Thomas (24)

INDIVIDUAL REBOUNDING

A player had 10 or more rebounds	Jan. 29, 2011, vs. Troy: Hugh Mingo (10)
A player had 15 or more rebounds	Jan. 24, 2008, Middle Tennessee: Lance Brasher (17)
A player had 20 or more rebounds	Dec. 3, 1983, Dayton: Terry Martin (22)
ULM had more than 40 rebounds	Jan. 2, 2010, UALR: ULM (42)
ULM had more than 50 rebounds	Dec. 1, 2007, Rice: ULM (51)
ULM had fewer than 25 rebounds	Dec. 19, 2009, at Denver: ULM (20)

DOUBLE-DOUBLES

A player had a double-double (points-rebounds)	Jan. 29, 2011, vs. Troy: Hugh Mingo (18 points, 10 rebounds)
A player had a double-double (points-assists)	Feb. 25, 2006, Lamar: Tony Hooper (12 points, 14 assists)
ULM had two players record a double-double	Dec. 22, 2009, Harding: R. Turner (21 points, 14 rebounds), T. Hooper (15 points, 10 rebounds)

ASSISTS

A player had five or more assists	Jan. 29, 2011, vs. Troy: Fred Brown (5)
A player had 10 or more assists	Feb. 25, 2006, Lamar: Tony Hooper (14)
ULM had more than 20 assists	Jan. 3, 2009, Union College: ULM (20)
ULM had fewer than 10 assists	Feb. 3, 2011, at Middle Tennessee: ULM (5)

BLOCKS

A player had five or more blocks	Feb. 4, 2010, Western Kentucky: Rudy Turner (6)
A player had 10 or more blocks	Feb. 16, 2002, Nicholls State: Wojciech Myrda (11)
ULM had more than 10 blocks	Dec. 2, 2006, William Carey: ULM (10)

STEALS

A player had five or more steals	Dec. 11, 2010, Centenary: Hugh Mingo (7)
A player had 10 or more steals	1983, McNeese State: Arthur Hayes (10)
ULM had more than 10 steals	Feb. 3, 2011, at Middle Tennessee: ULM (10)
ULM had fewer than five steals	Feb. 5, 2011, at Western Kentucky: ULM (3)

FIELD GOALS MADE

ULM had more than 20 field goals made	Feb. 5, 2011, at Western Kentucky: ULM (22)
ULM had more than 30 field goals made	Jan. 22, 2011, at UL-Lafayette: ULM (30)

FIELD GOAL ATTEMPTS

ULM had more than 50 field goal attempts	Feb. 5, 2011, at Western Kentucky: ULM (51)
ULM had more than 60 field goal attempts	Jan. 22, 2011, at UL-Lafayette: ULM (61)
ULM had more than 70 field goal attempts	Feb. 22, 2007, Denver: ULM (73)
ULM had fewer than 40 field goal attempts	Jan. 16, 2010, Denver: ULM (35)

FIELD GOAL PERCENTAGE

ULM shot over 50 percent from the field	Jan. 15, 2011, at South Alabama: ULM 51.1 percent (23-for-45)
ULM shot over 60 percent from the field	Dec. 28, 2009, U. of the Southwest: ULM 60.7 percent (34-for-56)
ULM shot less than 40 percent from the field	Feb. 3, 2011, at Middle Tennessee: ULM 38.0 percent (19-for-50)

THE LAST TIME...

3-POINT FIELD GOALS

ULM had more than 10 three-point field goals	Feb. 18, 2010, New Orleans: ULM (13)
ULM had more than 15 three-point field goals	Jan. 24, 2008, Middle Tennessee: ULM (15)

3-POINT FIELD GOAL ATTEMPTS

ULM had more than 20 three-point field goal attempts	Jan. 29, 2011, vs. Troy: ULM (24)
ULM had more than 30 three-point field goal attempts	Jan. 31, 2008, at Troy: ULM (34)
ULM had fewer than 10 three-point field goals attempts	Jan. 8, 2011, vs. Denver: ULM (9)

3-POINT FIELD GOAL PERCENTAGE

ULM shot over 40 percent on three-pointers	Feb. 5, 2011, at Western Kentucky: ULM 50 percent (6-for-12)
ULM shot over 50 percent on three-pointers	Feb. 5, 2011, at Western Kentucky: ULM 50 percent (6-for-12)
ULM shot less than 30 percent on three-pointers	Feb. 3, 2011, at Middle Tennessee: ULM 15.4 percent (2-for-13)

FREE THROWS MADE

ULM had more than 20 free throws made	Jan. 4, vs. Union College: ULM (23)
ULM had more than 30 free throws made	Dec. 31, 2009, Troy: ULM (30)
ULM had fewer than 10 free throws made	Jan. 29, 2011, vs. Troy: ULM (6)

FREE THROW ATTEMPTS

ULM had more than 20 free throw attempts	Feb. 5, 2011, at Western Kentucky: ULM (22)
ULM had more than 30 free throw attempts	Jan. 4, vs. Union College: ULM (30)
ULM had more than 40 free throw attempts	Dec. 22, 2009, Harding: ULM (40)
ULM had fewer than 10 free throw attempts	Dec. 4, 2010, at Louisiana Tech: ULM (10)

FREE THROW PERCENTAGE

ULM shot over 70 percent on free throws	Jan. 15, 2011, at South Alabama: ULM 76.2 percent (16-for-21)
ULM shot over 80 percent on free throws	Jan. 20, 2011, vs. North Texas: ULM 80.0 percent (12-for-15)
ULM shot over 90 percent on free throws	Nov. 17, 2009, at Oklahoma: ULM 100.0 percent (5-for-5)
ULM shot less than 50 percent on free throws	Jan. 22, 2011, at UL-Lafayette: ULM 43.8 percent (7-for-16)

FOULS

ULM had more than 20 fouls	Feb. 5, 2011, at Western Kentucky: ULM (23)
ULM had fewer than 10 fouls	Dec. 22, 2007, Texas-Tyler: ULM (8)

TURNOVERS

ULM had more than 20 turnovers	Nov. 16, 2010 at Iowa: ULM (26)
ULM had fewer than 10 turnovers	Dec. 31, 2009, Troy: ULM (9)



Keith Richard

Head Coach » ULM '82

First Season » Career Record 156-136

Keith Richard became ULM's seventh men's basketball head coach on April 22, 2010, as the program approaches its 60th season of competition. Richard becomes the second ULM men's basketball head coach -- along with Mike Vining -- to have also been a student-athlete and an assistant coach for the program.

As a student-athlete, Richard bridged the transition from Lenny Fant to Benny Hollis to Vining. He played on Fant's final team, played two seasons for Hollis and then completed his playing career on Vining's first team. ULM won three Trans-America Athletic Conference championships during his four years and advanced to the NCAA Tournament in 1982, the school's first-ever appearance, and the NIT in 1979. He twice led the team in assists and was team captain in 1980-81 and 1981-82.

Following his playing career, Richard spent two seasons as a graduate assistant at ULM (1984-86), assisting as his alma mater won the Southland Conference regular season and tournament titles in 1985, earning a trip to the NCAA Tournament.

Richard moved on to Marshall University for three years from 1986-89, helping the Thundering Herd win two Southern Conference crowns and a Southern Conference tournament title. Marshall participated in the 1987 NCAA Tournament and the 1988 NIT while Richard was on staff.

He returned to ULM for the 1989-90 season, spending five seasons as an assistant coach. In those five years, ULM won four Southland Conference regular season championships, four Southland Conference tournaments and made four appearances in the NCAA Tournament (1990, 1991, 1993, 1994). He departed in 1994 to join the staff at Louisiana Tech.

In his first season at Louisiana Tech, Richard helped the Bulldogs to the second biggest turnaround in the nation as they won 14 games after winning just two in the season prior to his arrival.

The following year Richard was promoted from assistant coach to associate head coach, spending three seasons in that capacity. He helped the Bulldogs reach the championship game of the Sun Belt Tournament in 1997, the school's first appearance in five seasons.

Richard became the head coach at Louisiana Tech prior to the 1998-99 season, guiding the Bulldogs for nine seasons. In his time at the helm of Louisiana Tech, Richard compiled a record of 150-117, the third-most wins in school history. In nine seasons, Richard had 11

players named all-conference, including three-time NCAA rebounding champion Paul Millsap, who went on to be drafted by the Utah Jazz. This season, Millsap will begin his fifth year with the Jazz.

During Richard's tenure at Louisiana Tech, the Bulldogs went on the road and won money games against the likes of Auburn, Baylor, Memphis (coached by John Calipari) and Texas Tech (coached by Bob Knight).

In his first season as head coach, Louisiana Tech won the Sun Belt regular season championship. Richard was named Sun Belt Conference Coach of the Year and two players, Lonnie Cooper and Craig Jackson, earned all-conference accolades.

The next year, Richard guided Louisiana Tech to a 21-win season, the school's first of three 20-plus win seasons under Richard. Gerrod Henderson and Jackson earned All-Sun Belt honors that year, with Henderson named the Sun Belt's Most Valuable Player.

In 2001-02, Louisiana Tech moved from the Sun Belt into the Western Athletic Conference, where Richard immediately turned the Bulldogs into a contender for the conference crown, posting a 22-10 overall record, 14-4 in conference play. Led by Henderson, who earned All-WAC honors, Richard's Bulldogs earned a berth in the NIT, where they defeated UL-Lafayette and Vanderbilt before falling to Villanova.

Richard took the Bulldogs to the postseason again during the 2005-06 season as Louisiana Tech won 20 games and earned a trip to the NIT. That year, Millsap was named as an All-WAC performer for the third consecutive season while also leading the nation in rebounding for the third-straight season.

In nine years as the head coach at Louisiana Tech, Richard's teams posted a conference record of 90-60, going 32-14 in three seasons in Sun Belt and 58-46 in six years in the WAC. At ULM, Richard returns to the Sun Belt where he currently stands as the league's 10th winningest coach in conference games, with a .696 winning percentage.

Prior to returning to guide his alma mater, Richard spent the past two seasons as an assistant coach at LSU, where he helped the Tigers win the 2008-09 SEC regular season championship and reach the second round of the NCAA Tournament before losing to eventual national champion North Carolina.

Richard and his wife Holly have three children: sons Luke and Lance and daughter Lexie. He earned a bachelor's degree from ULM in 1982 and a master's degree from ULM in 1986.

KEITH RICHARD HEAD COACHING CAREER YEAR-BY-YEAR

School	Season	Total	Overall	Home	Away	Neutral	League	Overall	Finish	Home	Away	Postseason
LA Tech	1998-99	28	19-9	9-0	6-8	4-1	Sun Belt	10-4	1st	7-0	3-4	Sun Belt Semifinals
LA Tech	1999-2000	29	21-8	10-1	10-6	1-1	Sun Belt	12-4	3rd	7-1	5-3	Sun Belt Semifinals
LA Tech	2000-01	29	17-12	9-4	8-7	0-1	Sun Belt	10-6	T-2nd East	5-3	5-3	Sun Belt Quarterfinals
LA Tech	2001-02	32	22-10	13-2	9-7	0-1	WAC	14-4	3rd	7-2	7-2	NIT Second Round
LA Tech	2002-03	27	12-15	9-4	3-10	0-1	WAC	9-9	T-6th	6-3	3-6	WAC Quarterfinals
LA Tech	2003-04	30	15-15	8-5	6-9	1-1	WAC	8-10	7th	4-5	4-5	WAC Quarterfinals
LA Tech	2004-05	29	14-15	8-4	5-9	1-2	WAC	9-9	T-5th	6-3	3-6	WAC Quarterfinals
LA Tech	2005-06	33	20-13	10-2	8-9	2-2	WAC	11-5	T-2nd	6-2	5-3	NIT First Round
LA Tech	2006-07	30	10-20	7-4	3-14	0-2	WAC	7-9	7th	6-2	1-7	WAC Quarterfinals
ULM	2010-11	25	6-19	4-6	1-12	1-1	Sun Belt	1-10		0-5	1-5	
	Totals	290	156-136	87-33	59-91	10-13	Total	91-70		54-26	37-44	
							Sun Belt	33-24		19-9	14-15	
							WAC	58-46		35-17	23-29	



2 Ike Eke

Freshman » Forward » 6-7 » 215
Lagos, Nigeria » Northwest Rankin HS

EKE NOTABLES

- Saw his first collegiate action at Iowa (Nov. 16), playing four minutes and grabbing two rebounds.
- Averaged 10 points and 10 rebounds per game as a senior at Northwest Rankin High School in Jackson, Miss.
- Earned Mississippi All-Star Honors as a senior and was a three-time all-district selection at Northwest Rankin.
- Originally from Lagos, Nigeria.
- Had two cousins who played collegiate basketball, including John Ofoegbu at Texas Tech and Idaho State and Ike Ofoegbu at SMU

2010-11 SEASON GAME-BY-GAME

Opponent	Date	GS	Min	FG	FGA	Pct	3FG	3FGA	Pct	FT	FTA	Pct	O	D	Tot	Avg	PF	FO	A	TO	Blk	Stl	Pts	Avg
at Texas Tech	11/12/10		Did not play																					
at Iowa	11/16/10		4	0	1	.000	0	0	.000	0	0	.000	0	2	2	2.0	0	0	0	1	0	0	0	0.0
SE OKLAHOMA ST	11/20/10		Did not play																					
STEPHEN F. AUSTIN	11/23/10		Did not play																					
v. Jacksonville State	11/26/10		Did not play																					
at Illinois State	11/27/10		Did not play																					
v. South Dakota	11/28/10		2	0	0	.000	0	0	.000	0	0	.000	0	0	0	1.0	0	0	0	0	0	0	0	0.0
at Kent State	12/2/10		Did not play																					
at Louisiana Tech	12/4/10		Did not play																					
CENTENARY	12/11/10		Did not play																					
at UTEP	12/15/10		3	0	0	.000	0	0	.000	0	0	.000	0	1	1	1.0	0	0	0	0	0	0	0	0.0
FLORIDA ATLANTIC	12/19/10		Did not play																					
NO. COLORADO	12/22/10		Did not play																					
at Stephen F. Austin	12/29/10		6	0	0	.000	0	0	.000	0	0	.000	0	0	0	0.8	0	0	0	0	0	0	0	0.0
FIU	1/2/11		Did not play																					
UNION COLLEGE	1/4/11		Did not play																					
DENVER	1/8/11		Did not play																					
at UALR	1/13/11		Did not play																					
at South Alabama	1/15/11		Did not play																					
NORTH TEXAS	1/20/11		Did not play																					
at UL-Lafayette	1/22/11		Did not play																					
at Arkansas State	1/27/11		Did not play																					
TROY	1/29/11		Did not play																					
at Middle Tennessee	2/3/11		Did not play																					
at Western Kentucky	2/5/11		1	0	0	.000	0	0	.000	0	0	.000	0	0	0	0.6	0	0	0	0	0	0	0	0.0
ARKANSAS STATE	2/10/11																							
UALR	2/12/11																							
at Denver	2/17/11																							
at North Texas	2/19/11																							
UL-LAFAYETTE	2/26/11																							

	2010-11 SEASON BESTS				CAREER BESTS			
Points	n/a				n/a			
Field Goals	n/a				n/a			
Field Goal Attempts	1	at Iowa (11/16/10)			1	at Iowa (11/16/10)		
3-Point Field Goals	n/a				n/a			
3-Point Field Goal Attempts	n/a				n/a			
Free Throws	n/a				n/a			
Free Throw Attempts	n/a				n/a			
Rebounds	2	at Iowa (11/16/10)			2	at Iowa (11/16/10)		
Offensive Rebounds	n/a				n/a			
Defensive Rebounds	2	at Iowa (11/16/10)			2	at Iowa (11/16/10)		
Assists	n/a				n/a			
Turnovers	1	at Iowa (11/16/10)			1	at Iowa (11/16/10)		
Blocks	n/a				n/a			
Steals	n/a				n/a			
Minutes	6	at Stephen F. Austin (12/29/10)			6	at Stephen F. Austin (12/29/10)		

CAREER STATISTICS

Year	G	S	Min	Avg	FG	FGA	FG%	3FG	3FGA	3FG%	FT	FTA	FT%	Off	Def	Reb	Avg	Foul	DQ	Ast	Avg	TO	Avg	Blk	Avg	Stl	Avg	Pts	Avg
2010-11	5	0	16	3.2	0	1	.000	0	0	.000	0	0	.000	0	3	3	0.6	0	0	0	0.0	1	0.2	0	0.0	0	0.0	0	0.0
Career	5	0	16	3.2	0	1	.000	0	0	.000	0	0	.000	0	3	3	0.6	0	0	0	0.0	1	0.2	0	0.0	0	0.0	0	0.0

SUN BELT STATISTICS

Year	G	S	Min	Avg	FG	FGA	FG%	3FG	3FGA	3FG%	FT	FTA	FT%	Off	Def	Reb	Avg	Foul	DQ	Ast	TO	Blk	Stl	Pts	Avg
2010-11	1	0	1	1.0	0	0	.000	0	0	.000	0	0	.000	0	0	0.0	0	0	0.0	0	0.0	0	0.0	0	0.0
Career	1	0	1	1.0	0	0	.000	0	0	.000	0	0	.000	0	0	0.0	0	0	0.0	0	0.0	0	0.0	0	0.0



5 Christian Bibi Ndongo

Junior » Forward » 6-9 » 195

Yaounde, Cameroon » John Wood CC

BIBI NDONGO NOTABLES

• Played a season-high 19 minutes against South Dakota (Nov. 28) and tied his career-high with five rebounds.

• Grabbed a career-best five rebounds in just five minutes of action against Jacksonville State (Nov. 26).

• Scored two points and recorded a block in 11 minutes in his ULM debut at Texas Tech (Nov. 12).

• Played last season at John Wood CC in Quincy, Ill., where he appeared in 28 games, averaging 2.7 points and 3.1 rebounds. Bibi Ndongo led John Wood in blocked shots with 26 on the season.

• Played his freshman season of college basketball at the College of Central Florida in Ocala, Fla., where he appeared in 25 games, averaging 2.5 points and 2.5 rebounds per contest.

• Attended Calvary Christian High School in Clearwater, Fla., where he averaged 14 points, nine rebounds and five blocks per contest as a senior.

• Originally from Yaounde, Cameroon.

2010-11 SEASON GAME-BY-GAME

Opponent	Date	GS	Min	FG	FGA	Pct	3FG	3FGA	Pct	FT	FTA	Pct	O	D	Tot	Avg	PF	FO	A	TO	Blk	Stl	Pts	Avg
at Texas Tech	11/12/10	11	1	3	.333	0	0	.000	0	0	.000	0	0	0	0	0.0	2	0	0	2	1	0	2	2.0
at Iowa	11/16/10	8	0	1	.000	0	0	.000	0	0	.000	0	0	0	0	0.0	1	0	1	1	0	0	0	1.0
SE OKLAHOMA ST	11/20/10	8	1	2	.500	0	0	.000	0	0	.000	0	1	1	0.3	0	0	0	2	0	1	2	1.3	
STEPHEN F. AUSTIN	11/23/10	9	0	0	.000	0	0	.000	0	0	.000	1	1	2	0.8	1	0	0	1	1	0	0	1.0	
v. Jacksonville State	11/26/10	5	0	1	.000	0	0	.000	2	2	1.000	1	4	5	1.6	2	0	0	2	0	0	2	1.2	
at Illinois State	11/27/10	5	1	2	.500	0	0	.000	0	0	.000	1	0	1	1.5	1	0	0	0	1	0	2	1.3	
v. South Dakota	11/28/10	19	0	2	.000	0	0	.000	1	2	.500	3	2	5	2.0	2	0	0	0	0	0	1	1.3	
at Kent State	12/2/10	11	1	1	1.000	0	0	.000	0	0	.000	0	0	1	0.8	0	0	0	1	0	1	2	1.4	
at Louisiana Tech	12/4/10	6	0	0	.000	0	0	.000	0	0	.000	0	1	1	1.7	0	0	0	1	0	0	0	1.2	
CENTENARY	12/11/10	Did not play																						
at UTEP	12/15/10	3	0	1	.000	0	0	.000	0	0	.000	2	0	2	1.7	0	0	0	2	0	0	0	1.1	
FLORIDA ATLANTIC	12/19/10	Did not play																						
NO. COLORADO	12/22/10	Did not play																						
at Stephen F. Austin	12/29/10	15	1	1	1.000	0	0	.000	0	0	.000	0	3	3	1.8	0	0	0	1	1	0	2	1.2	
FIU	1/2/11	2	0	0	.000	0	0	.000	0	0	.000	0	1	1	1.8	0	0	0	0	0	0	0	1.1	
UNION COLLEGE	1/4/11	13	0	0	.000	0	0	.000	0	0	.000	0	1	1	1.7	3	0	1	2	1	1	0	1.0	
DENVER	1/8/11	4	0	2	.000	0	0	.000	0	0	.000	0	1	1	1.6	1	0	0	0	0	0	0	0.9	
at UALR	1/13/11	11	1	1	1.000	0	0	.000	0	0	.000	0	2	2	1.7	1	0	1	0	0	0	2	1.0	
at South Alabama	1/15/11	Did not play																						
NORTH TEXAS	1/20/11	3	1	1	1.000	0	0	.000	0	0	.000	0	0	0	1.6	1	0	0	0	0	0	2	1.1	
at UL-Lafayette	1/22/11	Did not play																						
at Arkansas State	1/27/11	Did not play																						
TROY	1/29/11	2	0	2	.000	0	0	.000	0	0	.000	2	1	3	1.6	0	0	0	0	0	0	0	1.0	
at Middle Tennessee	2/3/11	1	0	0	.000	0	0	.000	0	0	.000	0	0	0	1.6	0	0	0	0	0	0	0	0.9	
at Western Kentucky	2/5/11	4	1	2	.500	0	0	.000	3	6	.500	1	0	1	1.2	2	0	0	0	0	0	5	1.2	
ARKANSAS STATE	2/10/11																							
UALR	2/12/11																							
at Denver	2/17/11																							
at North Texas	2/19/11																							
UL-LAFAYETTE	2/26/11																							

	2010-11 SEASON BESTS													CAREER BESTS												
Points	5	at Western Kentucky	(2/5/11)	5	at Western Kentucky	(2/5/11)								5	at Western Kentucky	(2/5/11)										
Field Goals	1	five times		1	five times									1	five times											
Field Goal Attempts	3	at Texas Tech	(11/12/10)	3	at Texas Tech	(11/12/10)								3	at Texas Tech	(11/12/10)										
3-Point Field Goals	n/a			n/a										n/a												
3-Point Field Goal Attempts	n/a			n/a										n/a												
Free Throws	3	at Western Kentucky	(2/5/11)	3	at Western Kentucky	(2/5/11)								3	at Western Kentucky	(2/5/11)										
Free Throw Attempts	6	at Western Kentucky	(2/5/11)	6	at Western Kentucky	(2/5/11)								6	at Western Kentucky	(2/5/11)										
Rebounds	5	twice		5	twice									5	twice											
Offensive Rebounds	3	vs. South Dakota	(11/28/10)	3	vs. South Dakota	(11/28/10)								3	vs. South Dakota	(11/28/10)										
Defensive Rebounds	4	vs. Jacksonville State	(11/26/10)	4	vs. Jacksonville State	(11/26/10)								4	vs. Jacksonville State	(11/26/10)										
Assists	1	two times		1	two times									1	two times											
Turnovers	2	five times		2	five times									2	five times											
Blocks	1	five times		1	five times									1	five times											
Steals	1	four times		1	four times									1	four times											
Minutes	19	vs. South Dakota	(11/28/10)	19	vs. South Dakota	(11/28/10)								19	vs. South Dakota	(11/28/10)										

CAREER STATISTICS

Year	G	S	Min	Avg	FG	FGA	FG%	3FG	3FGA	3FG%	FT	FTA	FT%	Off	Def	Reb	Avg	Foul	DQ	Ast	Avg	TO	Avg	Blk	Avg	Stl	Avg	Pts	Avg
2010-11	19	0	140	7.4	8	22	.364	0	0	.000	6	10	.600	11	18	29	1.5	17	0	3	0.2	15	0.8	5	0.3	3	0.2	22	1.2
Career	19	0	140	7.4	8	22	.364	0	0	.000	6	10	.600	11	18	29	1.5	17	0	3	0.2	15	0.8	5	0.3	3	0.2	22	1.2

SUN BELT STATISTICS

Year	G	S	Min	Avg	FG	FGA	FG%	3FG	3FGA	3FG%	FT	FTA	FT%	Off	Def	Reb	Avg	Foul	DQ	Ast	Avg	TO	Avg	Blk	Avg	Stl	Avg	Pts	Avg
2010-11	7	0	27	3.9	3	8	.375	0	0	.000	3	6	.500	3	5	8	1.1	5	0	1	0.1	0	0.0	0	0.0	0	0.0	9	1.3
Career	7	0	27	3.9	3	8	.375	0	0	.000	3	6	.500	3	5	8	1.1	5	0	1	0.1	0	0.0	0	0.0	0	0.0	9	1.3



10 Marcelis Hansberry

Freshman » Guard » 6-0 » 180
Jackson, Miss. » Provine HS

HANSBERRY NOTABLES

- Averaging 7.0 points and 3.8 assists per game as a starter.
- Had a career-high five rebounds at Kent State (Dec. 2).
- Made his first career start at Iowa (Nov. 16). Scored seven points with four steals and a two assists in 36 minutes.
- Scored two points and dished out three assists in his collegiate debut against Texas Tech (Nov. 12).
- Averaged 15 points and five assists per game as a senior at Provine High School in Jackson, Miss., where he led the Rams to a runner-up finish in the Mississippi 5A State Tournament.
- Earned All-Metro Second Team and All-State Honorable Mention recognition as a senior at Provine.

2010-11 SEASON GAME-BY-GAME

Opponent	Date	GS	Min	FG	FGA	Pct	3FG	3FGA	Pct	FT	FTA	Pct	O	D	Tot	Avg	PF	FO	A	TO	Blk	Stl	Pts	Avg
at Texas Tech	11/12/10		23	1	2	.500	0	0	.000	0	0	.000	0	0	0	0.0	1	0	3	3	0	0	2	2.0
at Iowa	11/16/10	*	36	3	11	.273	1	3	.333	0	0	.000	1	0	1	0.5	3	0	2	2	0	4	7	4.5
SE OKLAHOMA ST	11/20/10	*	19	3	9	.333	0	1	.000	3	4	.750	1	3	4	1.7	2	0	5	3	0	1	9	6.0
STEPHEN F. AUSTIN	11/23/10		8	0	0	.000	0	0	.000	0	0	.000	0	0	0	1.3	1	0	1	3	0	0	0	4.5
v. Jacksonville State	11/26/10		25	2	4	.500	1	1	1.000	1	2	.500	0	2	2	1.4	3	0	1	0	0	0	6	4.8
at Illinois State	11/27/10		12	0	1	.000	0	0	.000	0	0	.000	1	1	2	1.5	1	0	0	1	0	0	0	4.0
v. South Dakota	11/28/10		9	0	5	.000	0	3	.000	2	2	1.000	0	1	1	1.4	0	0	1	2	0	1	2	3.7
at Kent State	12/2/10	*	24	3	8	.375	0	3	.000	1	2	.500	0	5	5	1.9	4	0	4	2	0	1	7	4.1
at Louisiana Tech	12/4/10		18	0	1	.000	0	1	.000	0	0	.000	0	1	1	1.8	1	0	1	1	0	0	0	3.7
CENTENARY	12/11/10	*	35	1	3	.333	0	2	.000	5	8	.625	0	1	1	1.7	2	0	5	2	0	1	7	4.0
at UTEP	12/15/10	*	16	1	3	.333	0	0	.000	3	4	.750	0	3	3	1.8	2	0	3	3	0	0	5	4.1
FLORIDA ATLANTIC	12/19/10		22	0	3	.000	0	2	.000	0	0	.000	0	1	1	1.8	3	0	1	3	0	1	0	3.8
NO. COLORADO	12/22/10		18	5	6	.833	1	2	.500	2	2	1.000	0	2	2	1.8	1	0	3	2	0	0	13	4.5
at Stephen F. Austin	12/29/10		22	3	8	.375	0	3	.000	0	0	.000	0	0	0	1.6	1	0	1	2	0	0	6	4.6
FIU	1/2/11		12	1	1	1.000	0	0	.000	0	0	.000	1	1	2	1.7	0	0	1	0	0	0	2	4.4
UNION COLLEGE	1/4/11		Did not play																					
DENVER	1/8/11	*	32	2	5	.400	0	1	.000	0	0	.000	1	0	1	1.6	2	0	2	2	0	0	4	4.4
at UALR	1/13/11	*	17	0	5	.000	0	2	.000	0	0	.000	0	4	4	1.8	0	0	1	0	0	0	0	4.1
at South Alabama	1/15/11		12	0	2	.000	0	1	.000	2	2	1.000	0	0	0	1.7	1	0	2	0	0	0	2	4.0
NORTH TEXAS	1/20/11		8	0	1	.000	0	0	.000	0	0	.000	0	1	1	1.6	1	0	0	0	0	0	0	3.8
at UL-Lafayette	1/22/11		20	6	10	.600	2	2	1.000	1	1	1.000	0	0	0	1.6	3	0	3	2	0	0	15	4.4
at Arkansas State	1/27/11		Did not play																					
TROY	1/29/11		7	1	2	.500	0	0	.000	0	0	.000	0	1	1	1.5	2	0	1	0	0	0	2	4.2
at Middle Tennessee	2/3/11		3	1	2	.500	1	2	.500	0	0	.000	0	0	0	1.5	0	0	0	0	0	0	3	4.2
at Western Kentucky	2/5/11		11	1	1	1.000	1	1	1.000	0	0	.000	0	1	1	1.4	0	0	1	0	0	0	3	4.1
ARKANSAS STATE	2/10/11																							
UALR	2/12/11																							
at Denver	2/17/11																							
at North Texas	2/19/11																							
UL-LAFAYETTE	2/26/11																							


	2010-11 SEASON BESTS													CAREER BESTS												
Points	15	at UL-Lafayette (1/22/10)	15	at UL-Lafayette (1/22/10)	15	at UL-Lafayette (1/22/10)	15	at UL-Lafayette (1/22/10)	15	at UL-Lafayette (1/22/10)	15	at UL-Lafayette (1/22/10)	15	at UL-Lafayette (1/22/10)	15	at UL-Lafayette (1/22/10)	15	at UL-Lafayette (1/22/10)	15	at UL-Lafayette (1/22/10)	15	at UL-Lafayette (1/22/10)	15	at UL-Lafayette (1/22/10)	15	at UL-Lafayette (1/22/10)
Field Goals	6	at UL-Lafayette (1/22/10)	6	at UL-Lafayette (1/22/10)	6	at UL-Lafayette (1/22/10)	6	at UL-Lafayette (1/22/10)	6	at UL-Lafayette (1/22/10)	6	at UL-Lafayette (1/22/10)	6	at UL-Lafayette (1/22/10)	6	at UL-Lafayette (1/22/10)	6	at UL-Lafayette (1/22/10)	6	at UL-Lafayette (1/22/10)	6	at UL-Lafayette (1/22/10)	6	at UL-Lafayette (1/22/10)	6	at UL-Lafayette (1/22/10)
Field Goal Attempts	11	at Iowa (11/16/10)	11	at Iowa (11/16/10)	11	at Iowa (11/16/10)	11	at Iowa (11/16/10)	11	at Iowa (11/16/10)	11	at Iowa (11/16/10)	11	at Iowa (11/16/10)	11	at Iowa (11/16/10)	11	at Iowa (11/16/10)	11	at Iowa (11/16/10)	11	at Iowa (11/16/10)	11	at Iowa (11/16/10)	11	at Iowa (11/16/10)
3-Point Field Goals	2	at UL-Lafayette (1/22/10)	2	at UL-Lafayette (1/22/10)	2	at UL-Lafayette (1/22/10)	2	at UL-Lafayette (1/22/10)	2	at UL-Lafayette (1/22/10)	2	at UL-Lafayette (1/22/10)	2	at UL-Lafayette (1/22/10)	2	at UL-Lafayette (1/22/10)	2	at UL-Lafayette (1/22/10)	2	at UL-Lafayette (1/22/10)	2	at UL-Lafayette (1/22/10)	2	at UL-Lafayette (1/22/10)	2	at UL-Lafayette (1/22/10)
3-Point Field Goal Attempts	3	three times	3	three times	3	three times	3	three times	3	three times	3	three times	3	three times	3	three times	3	three times	3	three times	3	three times	3	three times	3	three times
Free Throws	5	vs. Centenary (12/11/10)	5	vs. Centenary (12/11/10)	5	vs. Centenary (12/11/10)	5	vs. Centenary (12/11/10)	5	vs. Centenary (12/11/10)	5	vs. Centenary (12/11/10)	5	vs. Centenary (12/11/10)	5	vs. Centenary (12/11/10)	5	vs. Centenary (12/11/10)	5	vs. Centenary (12/11/10)	5	vs. Centenary (12/11/10)	5	vs. Centenary (12/11/10)	5	vs. Centenary (12/11/10)
Free Throw Attempts	8	vs. Centenary (12/11/10)	8	vs. Centenary (12/11/10)	8	vs. Centenary (12/11/10)	8	vs. Centenary (12/11/10)	8	vs. Centenary (12/11/10)	8	vs. Centenary (12/11/10)	8	vs. Centenary (12/11/10)	8	vs. Centenary (12/11/10)	8	vs. Centenary (12/11/10)	8	vs. Centenary (12/11/10)	8	vs. Centenary (12/11/10)	8	vs. Centenary (12/11/10)	8	vs. Centenary (12/11/10)
Rebounds	5	at Kent State (12/2/10)	5	at Kent State (12/2/10)	5	at Kent State (12/2/10)	5	at Kent State (12/2/10)	5	at Kent State (12/2/10)	5	at Kent State (12/2/10)	5	at Kent State (12/2/10)	5	at Kent State (12/2/10)	5	at Kent State (12/2/10)	5	at Kent State (12/2/10)	5	at Kent State (12/2/10)	5	at Kent State (12/2/10)	5	at Kent State (12/2/10)
Offensive Rebounds	1	three times	1	three times	1	three times	1	three times	1	three times	1	three times	1	three times	1	three times	1	three times	1	three times	1	three times	1	three times	1	three times
Defensive Rebounds	5	at Kent State (12/2/10)	5	at Kent State (12/2/10)	5	at Kent State (12/2/10)	5	at Kent State (12/2/10)	5	at Kent State (12/2/10)	5	at Kent State (12/2/10)	5	at Kent State (12/2/10)	5	at Kent State (12/2/10)	5	at Kent State (12/2/10)	5	at Kent State (12/2/10)	5	at Kent State (12/2/10)	5	at Kent State (12/2/10)	5	at Kent State (12/2/10)
Assists	5	twice	5	twice	5	twice	5	twice	5	twice	5	twice	5	twice	5	twice	5	twice	5	twice	5	twice	5	twice	5	twice
Turnovers	3	four times	3	four times	3	four times	3	four times	3	four times	3	four times	3	four times	3	four times	3	four times	3	four times	3	four times	3	four times	3	four times
Blocks	n/a		n/a		n/a		n/a		n/a		n/a		n/a		n/a		n/a		n/a		n/a		n/a		n/a	
Steals	4	at Iowa (11/16/10)	4	at Iowa (11/16/10)	4	at Iowa (11/16/10)	4	at Iowa (11/16/10)	4	at Iowa (11/16/10)	4	at Iowa (11/16/10)	4	at Iowa (11/16/10)	4	at Iowa (11/16/10)	4	at Iowa (11/16/10)	4	at Iowa (11/16/10)	4	at Iowa (11/16/10)	4	at Iowa (11/16/10)	4	at Iowa (11/16/10)
Minutes	36	at Iowa (11/16/10)	36	at Iowa (11/16/10)	36	at Iowa (11/16/10)	36	at Iowa (11/16/10)	36	at Iowa (11/16/10)	36	at Iowa (11/16/10)	36	at Iowa (11/16/10)	36	at Iowa (11/16/10)	36	at Iowa (11/16/10)	36	at Iowa (11/16/10)	36	at Iowa (11/16/10)	36	at Iowa (11/16/10)	36	at Iowa (11/16/10)

CAREER STATISTICS

Year	G	S	Min	Avg	FG	FGA	FG%	3FG	3FGA	3FG%	FT	FTA	FT%	Off	Def	Reb	Avg	Foul	DQ	Ast	Avg	TO	Avg	Blk	Avg	Stl	Avg	Pts	Avg
2010-11	23	7	409	17.8	34	93	.366	7	30	.233	20	27	.741	5	28	33	1.4	34	0	42	1.8	33	1.4	0	0.0	9	0.4	95	4.1
Career	23	7	409	17.8	34	93	.366	7	30	.233	20	27	.741	5	28	33	1.4	34	0	42	1.8	33	1.4	0	0.0	9	0.4	95	4.1

SUN BELT STATISTICS

Year	G	S	Min	Avg	FG	FGA	FG%	3FG	3FGA	3FG%	FT	FTA	FT%	Off	Def	Reb	Avg	Foul	DQ	Ast	Avg	TO	Avg	Blk	Avg	Stl	Avg	Pts	Avg
2010-11	10	2	144	14.4	12	32	.375	4	11	.364	3	3	1.000	2	9	11	1.1	12	0	12	1.2	7	0.7	0	0.0	1	0.1	31	3.1
Career	10	2	144	14.4	12	32	.375	4	11	.364	3	3	1.000	2	9	11	1.1	12	0	12	1.2	7	0.7	0	0.0	1	0.1	31	3.1



12 Lonell Reeves

Junior » Guard » 5-10 » 177
Springfield, Ill. » Danville Area CC

REEVES NOTABLES

- Made his season debut at UTEP (Dec. 15). Dished out a team-high four assists over 27 minutes of action.

- Played last season at Danville Area CC in Danville, Ill., where he appeared in 31 games and averaged 3.8 points, 3.4 assists and 2.7 rebounds per contest.

- Spent his first season of collegiate basketball at the University of Illinois at Springfield, where he appeared in 12 games and averaged 3.5 points, 2.0 rebounds and 1.3 assists per game, helping the Prairie Stars to a 22-10 record.

- Joined the ULM basketball program in September as a walk-on.

- Averaged 7.4 points per game as a high school senior at Springfield High School in Springfield, Ill.

2010-11 SEASON GAME-BY-GAME

Opponent	Date	GS	Min	FG	FGA	Pct	3FG	3FGA	Pct	FT	FTA	Pct	O	D	Tot	Avg	PF	FO	A	TO	Blk	Stl	Pts	Avg
at Texas Tech	11/12/10																							
at Iowa	11/16/10																							
SE OKLAHOMA ST	11/20/10																							
STEPHEN F. AUSTIN	11/23/10																							
v. Jacksonville State	11/26/10																							
at Illinois State	11/27/10																							
v. South Dakota	11/28/10																							
at Kent State	12/2/10																							
at Louisiana Tech	12/4/10																							
CENTENARY	12/11/10																							
at UTEP	12/15/10		27	0	2	.000	0	1	.000	0	0	.000	0	1	1	1.0	1	0	4	1	0	0	0	0.0
FLORIDA ATLANTIC	12/19/10	*	21	1	2	.500	1	2	.500	1	2	.500	0	1	1	1.0	1	0	1	1	0	0	4	2.0
NO. COLORADO	12/22/10	*	35	0	0	.000	0	0	.000	0	2	.000	0	0	0	0.7	0	0	4	0	0	1	0	1.3
at Stephen F. Austin	12/29/10	*	14	0	0	.000	0	0	.000	0	0	.000	0	0	0	0.5	1	0	1	1	0	1	0	1.0
FIU	1/2/11	*	31	1	3	.333	1	1	1.000	0	0	.000	0	1	1	0.6	2	0	1	5	0	1	3	1.4
UNION COLLEGE	1/4/11	*	24	2	4	.500	0	1	.000	0	0	.000	0	1	1	0.7	5	1	3	3	0	1	4	1.8
DENVER	1/8/11		7	0	1	.000	0	0	.000	0	0	.000	0	2	2	0.9	0	0	0	1	0	0	0	1.6
at UALR	1/13/11		32	0	4	.000	0	2	.000	0	0	.000	1	1	2	1.0	0	0	0	2	0	0	0	1.4
at South Alabama	1/15/11																							
NORTH TEXAS	1/20/11																							
at UL-Lafayette	1/22/11		0+	0	0	.000	0	0	.000	0	0	.000	0	0	0	0.9	0	0	0	0	0	0	0	1.2
at Arkansas State	1/27/11		9	0	0	.000	0	0	.000	0	0	.000	0	0	0	0.8	0	0	2	0	0	0	0	1.1
TROY	1/29/11		2	0	0	.000	0	0	.000	0	0	.000	0	0	0	0.7	0	0	0	0	1	0	0	1.0
at Middle Tennessee	2/3/11																							
at Western Kentucky	2/5/11		9	0	0	.000	0	0	.000	0	0	.000	0	0	0	0.7	1	0	1	0	0	1	0	0.9
ARKANSAS STATE	2/10/11																							
UALR	2/12/11																							
at Denver	2/17/11																							
at North Texas	2/19/11																							
UL-LAFAYETTE	2/26/11																							


	2010-11 SEASON BESTS		CAREER BESTS	
Points	4	twice	4	twice
Field Goals	2	vs. Union College (1/4/11)	2	vs. Union College (1/4/11)
Field Goal Attempts	4	twice	4	twice
3-Point Field Goals	1	twice	1	twice
3-Point Field Goal Attempts	2	twice	2	twice
Free Throws	1	vs. Florida Atlantic (12/19/10)	1	vs. Florida Atlantic (12/19/10)
Free Throw Attempts	2	twice	2	twice
Rebounds	2	twice	2	twice
Offensive Rebounds	1	at UALR (1/13/11)	1	at UALR (1/13/11)
Defensive Rebounds	2	vs. Denver (1/8/11)	2	vs. Denver (1/8/11)
Assists	4	twice	4	twice
Turnovers	5	vs. FIU (1/2/11)	5	vs. FIU (1/2/11)
Blocks	n/a		n/a	
Steals	1	five times	1	five times
Minutes	35	Northern Colorado (12/22/10)	35	Northern Colorado (12/22/10)

CAREER STATISTICS

Year	G	S	Min	Avg	FG	FGA	FG%	3FG	3FGA	3FG%	FT	FTA	FT%	Off	Def	Reb	Avg	Foul	DQ	Ast	Avg	TO	Avg	Blk	Avg	Stl	Avg	Pts	Avg
2010-11	12	5	211	17.6	4	16	.250	2	7	.286	1	4	.250	1	7	8	0.7	11	1	17	1.4	14	1.2	1	0.1	5	0.4	11	0.9
Career	12	5	211	17.6	4	16	.250	2	7	.286	1	4	.250	1	7	8	0.7	11	1	17	1.4	14	1.2	1	0.1	5	0.4	11	0.9

SUN BELT STATISTICS

Year	G	S	Min	Avg	FG	FGA	FG%	3FG	3FGA	3FG%	FT	FTA	FT%	Off	Def	Reb	Avg	Foul	DQ	Ast	Avg	TO	Avg	Blk	Avg	Stl	Avg	Pts	Avg
2010-11	8	2	111	13.9	2	10	.200	2	5	.400	1	2	.500	1	5	6	0.8	4	0	5	0.6	9	1.1	1	0.1	2	0.1	7	0.9
Career	8	2	111	13.9	2	10	.200	2	5	.400	1	2	.500	1	5	6	0.8	4	0	5	0.6	9	1.1	1	0.1	2	0.3	7	0.9



13 Tommie Sykes

Senior » Forward » 6-4 » 205
Philadelphia, Pa. » Odessa College

SYKES NOTABLES

- Tied a career-high with 10 rebounds at Kent State (Dec. 2).
- Named to the All-Tournament Team at the Global Sports Roundball Classic. Averaged 15.7 points and 8.7 rebounds per game in the tournament.
- Earned 12 trips to the free-throw line against SE Oklahoma (Nov. 20). Has 13 games with double-figure free throw attempts in 46 career games.
- Earned All-Louisiana honorable mention recognition last year from the LSWA.
- Averaged 10.4 points and 5.3 rebounds per game a year ago. Played an average of 22.3 minutes per game, used primarily as a sixth-man during the season.
- Is the leading returning scorer and rebounder for the Warhawks.

2010-11 SEASON GAME-BY-GAME

Opponent	Date	GS	Min	FG	FGA	Pct	3FG	3FGA	Pct	FT	FTA	Pct	O	D	Tot	Avg	PF	FO	A	TO	Blk	Stl	Pts	Avg
at Texas Tech	11/12/10	*	23	2	9	.222	0	0	.000	3	4	.750	4	1	5	5.0	5	1	0	0	0	1	7	7.0
at Iowa	11/16/10	*	28	6	11	.545	0	0	.000	2	2	1.000	6	1	7	6.0	3	0	0	4	0	0	14	10.5
SE OKLAHOMA ST	11/20/10	*	32	4	9	.444	0	0	.000	5	12	.417	3	3	6	6.0	4	0	0	1	1	3	13	11.3
STEPHEN F. AUSTIN	11/23/10	*	37	6	10	.600	0	0	.000	1	3	.333	3	1	4	5.5	4	0	1	3	1	3	13	11.8
v. Jacksonville State	11/26/10	*	33	4	11	.364	0	0	.000	8	8	1.000	4	4	8	6.0	4	0	2	4	0	1	16	12.6
at Illinois State	11/27/10	*	37	3	15	.200	0	0	.000	6	11	.545	3	6	9	6.5	5	1	3	3	0	4	12	12.5
v. South Dakota	11/28/10	*	36	7	11	.636	0	0	.000	5	9	.556	5	4	9	6.9	3	0	1	2	1	0	19	13.4
at Kent State	12/2/10	*	31	3	9	.333	0	0	.000	0	2	.000	4	6	10	7.3	0	0	2	2	0	0	6	12.5
at Louisiana Tech	12/4/10	*	23	1	2	.500	0	0	.000	2	5	.400	5	3	8	7.3	5	1	1	0	0	3	4	11.6
CENTENARY	12/11/10	*	33	3	8	.375	0	0	.000	0	4	.000	6	2	8	7.4	5	1	0	2	2	1	6	11.0
at UTEP	12/15/10	*	14	0	0	.000	0	0	.000	2	4	.500	1	7	8	7.5	2	0	0	0	0	0	2	10.2
FLORIDA ATLANTIC	12/19/10	*	29	2	5	.400	0	0	.000	7	14	.500	5	2	7	7.4	3	0	0	2	1	2	11	10.3
NO. COLORADO	12/22/10	*	22	1	3	.333	0	0	.000	6	10	.600	2	1	3	7.1	5	1	0	4	0	0	8	10.1
at Stephen F. Austin	12/29/10	*	19	2	2	1.000	0	0	.000	0	2	.000	1	2	3	6.8	3	0	1	2	0	2	4	9.6
FIU	1/2/11	*	28	5	6	.833	0	0	.000	9	12	.750	5	2	7	6.8	4	0	1	2	0	1	19	10.3
UNION COLLEGE	1/4/11	*	27	9	9	1.000	0	0	.000	14	18	.778	1	4	5	6.7	2	0	1	0	0	4	32	11.6
DENVER	1/8/11	*	31	7	12	.583	0	0	.000	4	6	.667	1	5	6	6.6	4	0	0	2	1	2	18	12.0
at UALR	1/13/11	*	27	0	1	.000	0	0	.000	4	6	.667	2	2	4	6.5	4	0	2	2	0	1	4	11.6
at South Alabama	1/15/11	*	40	3	6	.500	0	0	.000	7	11	.636	7	5	12	6.8	4	0	1	5	0	1	13	11.6
NORTH TEXAS	1/20/11	*	32	5	9	.556	0	0	.000	5	8	.625	0	2	2	6.6	5	1	2	0	0	2	15	11.8
at UL-Lafayette	1/22/11	*	36	10	14	.714	0	0	.000	1	4	.250	2	5	7	6.6	2	0	2	0	0	1	21	12.2
at Arkansas State	1/27/11	*	40	6	11	.545	0	0	.000	0	1	.000	2	2	4	6.5	3	0	0	0	0	3	12	12.2
TROY	1/29/11	*	35	5	10	.500	0	0	.000	0	2	.000	3	2	5	6.4	4	0	1	2	1	4	10	12.1
at Middle Tennessee	2/3/11	*	40	-	4	.571	0	0	.000	6	8	.750	4	5	9	6.5	5	1	3	5	0	3	14	12.2
at Western Kentucky	2/5/11	*	35	2	6	.333	0	0	.000	6	10	.600	3	3	6	6.5	3	0	2	2	0	0	10	12.1
ARKANSAS STATE	2/10/11																							
UALR	2/12/11																							
at Denver	2/17/11																							
at North Texas	2/19/11																							
UL-LAFAYETTE	2/26/11																							

- Scored 158 of his 322 points (49 percent) from the free-throw line last season. Shot 72.5 percent (158-of-218) from the charity stripe.
- Attended the same high school, Simon Gratz HS in Philadelphia, Pa., as four-time NBA All-Star Rasheed Wallace.
- Came to ULM after two seasons at Odessa College where he averaged 13.4 points and 7.1 rebounds per game. While at Odessa, he earned his way to the free throw line over 400 times in two seasons, shooting 70.5 percent from the charity stripe.

2010-11 SEASON BESTS


Points	32	vs. Union College (1/4/11)	CAREER BESTS	32	vs. Union College (1/4/11)
Field Goals	10	at UL-Lafayette (1/22/10)		10	at UL-Lafayette (1/22/10)
Field Goal Attempts	15	at Illinois State (11/27/10)		15	at Illinois State (11/27/10)
3-Point Field Goals	n/a			n/a	
3-Point Field Goal Attempts	n/a			n/a	
Free Throws	14	vs. Union College (1/4/11)		17	Troy (12/31/09)
Free Throw Attempts	18	vs. Union College (1/4/11)		20	Troy (12/31/09)
Rebounds	12	at South Alabama (1/15/11)		12	at South Alabama (1/15/11)
Offensive Rebounds	7	at South Alabama (1/15/11)		7	at South Alabama (1/15/11)
Defensive Rebounds	7	at UTEP (12/15/10)		7	twice
Assists	3	twice		3	twice
Turnovers	5	twice		5	four times
Blocks	2	vs. Centenary (12/11/10)		2	vs. Centenary (12/11/10)
Steals	4	three times		4	three times
Minutes	40	twice		40	twice

CAREER STATISTICS

Year	G	S	Min	Avg	FG	FGA	FG%	3FG	3FGA	3FG%	FT	FTA	FT%	Off	Def	Reb	Avg	Foul	DQ	Ast	Avg	TO	Avg	Blk	Avg	Stl	Avg	Pts	Avg
2009-10	31	7	691	22.3	82	156	.526	0	0	.000	158	218	.725	82	83	165	5.3	98	5	15	0.5	68	2.2	4	0.1	19	0.6	322	10.4
2010-11	25	24	768	30.7	100	196	.510	0	0	.000	103	176	.585	82	80	162	6.5	91	7	26	1.0	49	2.0	8	0.3	42	1.7	303	12.1
Career	56	31	1459	26.1	182	352	.517	0	0	.000	261	394	.662	164	163	327	5.8	189	12	41	0.7	117	2.1	12	0.2	61	1.1	625	11.2

SUN BELT STATISTICS

Year	G	S	Min	Avg	FG	FGA	FG%	3FG	3FGA	3FG%	FT	FTA	FT%	Off	Def	Reb	Avg	Foul	DQ	Ast	Avg	TO	Avg	Blk	Avg	Stl	Avg	Pts	Avg
2009-10	18	5	426	23.7	45	91	.495	0	0	.000	96	133	.722	52	46	98	5.4	56	5	9	0.5	36	2.0	3	0.2	9	0.5	186	10.3
2010-11	11	11	373	33.9	49	87	.563	0	0	.000	49	82	.598	34	35	69	6.3	41	2	14	1.3	22	2.0	3	0.3	20	1.8	147	13.4
Career	29	16	799	27.6	94	178	.528	0	0	.000	145	215	.674	86	81	167	5.8	97	7	23	0.8	58	2.0	6	0.2	29	1.0	333	11.5



R.J. McCray

Freshman » Guard » 6-2 » 180

Grand Prairie, Texas » Grace Prep Academy

McCRAY NOTABLES

- Scored a career-high 10 points in a career-high 25 minutes of action at UALR (Jan. 13).
- Dished out a career-best four assists at Kent State (Dec. 2).
- Scored his first career points at Iowa (Nov. 16). Finished the contest with seven points, three rebounds and three assists.
- Played two minutes in his collegiate debut at Texas Tech (Nov. 12), grabbing one rebound.
- Attended Grace Prep Academy in Arlington, Texas, where he averaged 13 points, six rebounds and five assists per game as a senior while leading his team to the state semifinals.
- Earned 4A All-State Second Team honors from the Texas Association of Private and Parochial Schools (TAPPS) as a senior.

2010-11 SEASON GAME-BY-GAME

Opponent	Date	GS	Min	FG	FGA	Pct	3FG	3FGA	Pct	FT	FTA	Pct	O	D	Tot	Avg	PF	FO	A	TO	Blk	Stl	Pts	Avg
at Texas Tech	11/12/10		2	0	0	.000	0	0	.000	0	0	.000	1	0	1	1.0	1	0	0	0	0	0	0	0.0
at Iowa	11/16/10		23	3	5	.600	0	0	.000	1	2	.500	0	3	3	2.0	0	0	3	2	0	0	7	3.5
SE OKLAHOMA ST	11/20/10		9	0	3	.000	0	1	.000	0	0	.000	0	0	0	1.3	0	0	0	1	0	0	0	2.3
STEPHEN F. AUSTIN	11/23/10		Did not play																					
v. Jacksonville State	11/26/10		Did not play																					
at Illinois State	11/27/10		2	0	0	.000	0	0	.000	0	0	.000	0	0	0	1.0	0	0	0	0	0	0	0	1.8
v. South Dakota	11/28/10		7	0	0	.000	0	0	.000	0	0	.000	0	0	0	0.8	0	0	0	0	0	0	0	1.4
at Kent State	12/2/10		22	2	3	.667	0	0	.000	0	0	.000	1	0	1	0.8	1	0	4	1	0	1	4	1.8
at Louisiana Tech	12/4/10		Did not play																					
CENTENARY	12/11/10		12	1	2	.500	0	0	.000	0	0	.000	1	1	2	1.0	2	0	0	0	0	0	2	1.9
at UTEP	12/15/10		17	0	2	.000	0	0	.000	0	0	.000	0	0	0	0.9	0	0	0	1	0	1	0	1.6
FLORIDA ATLANTIC	12/19/10		Did not play																					
NO. COLORADO	12/22/10		4	0	0	.000	0	0	.000	0	0	.000	0	1	1	0.9	1	0	0	0	0	0	0	1.4
at Stephen F. Austin	12/29/10		14	0	3	.000	0	0	.000	1	2	.500	0	1	1	0.9	0	0	0	0	1	1	1	1.4
FIU	1/2/11		0+	0	0	.000	0	0	.000	0	0	.000	0	0	0	0.8	0	0	0	0	0	0	0	1.3
UNION COLLEGE	1/4/11		24	1	3	.333	0	1	.000	1	2	.500	0	0	0	0.8	1	0	2	0	1	0	3	1.4
DENVER	1/8/11		1	0	0	.000	0	0	.000	0	0	.000	0	0	0	0.7	1	0	0	0	0	0	0	1.3
at UALR	1/13/11		25	3	7	.429	0	3	.000	4	7	.571	1	0	1	0.7	0	0	0	3	0	1	10	1.9
at South Alabama	1/15/11		0+	0	0	.000	0	0	.000	0	0	.000	0	0	0	0.7	0	0	0	0	0	0	0	1.8
NORTH TEXAS	1/20/11		Did not play																					
at UL-Lafayette	1/22/11		Did not play																					
at Arkansas State	1/27/11		Did not play																					
TROY	1/29/11		Did not play																					
at Middle Tennessee	2/3/11		0+	0	0	.000	0	0	.000	0	0	.000	0	0	0	0.6	0	0	0	0	0	0	0	1.7
at Western Kentucky	2/5/11		7	0	1	.000	0	0	.000	0	0	.000	0	0	0	0.6	1	0	0	0	0	0	0	1.6
ARKANSAS STATE	2/10/11																							
UALR	2/12/11																							
at Denver	2/17/11																							
at North Texas	2/19/11																							
UL-LAFAYETTE	2/26/11																							

2010-11 SEASON BESTS

Points	10	at UALR (1/13/11)
Field Goals	3	twice
Field Goal Attempts	7	at UALR (1/13/11)
3-Point Field Goals	n/a	
3-Point Field Goal Attempts	3	at UALR (1/13/11)
Free Throws	4	at UALR (1/13/11)
Free Throw Attempts	7	at UALR (1/13/11)
Rebounds	3	at Iowa (11/16/10)
Offensive Rebounds	1	four times
Defensive Rebounds	3	at Iowa (11/16/10)
Assists	4	at Kent State (12/2/10)
Turnovers	2	at Iowa (11/16/10)
Blocks	1	vs. Union College (1/4/11)
Steals	1	four times
Minutes	25	at UALR (1/13/11)

CAREER BESTS

Points	10	at UALR (1/13/11)
Field Goals	3	twice
Field Goal Attempts	7	at UALR (1/13/11)
3-Point Field Goals	n/a	
3-Point Field Goal Attempts	3	at UALR (1/13/11)
Free Throws	4	at UALR (1/13/11)
Free Throw Attempts	7	at UALR (1/13/11)
Rebounds	3	at Iowa (11/16/10)
Offensive Rebounds	1	four times
Defensive Rebounds	3	at Iowa (11/16/10)
Assists	1	at Kent State (12/2/10)
Turnovers	2	at Iowa (11/16/10)
Blocks	1	vs. Union College (1/4/11)
Steals	1	four times
Minutes	25	at UALR (1/13/11)

CAREER STATISTICS

Year	G	S	Min	Avg	FG	FGA	FG%	3FG	3FGA	3FG%	FT	FTA	FT%	Off	Def	Reb	Avg	Foul	DQ	Ast	Avg	TO	Avg	Blk	Avg	Stl	Avg	Pts	Avg
2010-11	17	0	169	9.9	10	29	.345	0	5	.000	7	13	.538	4	6	10	0.6	8	0	9	0.5	8	0.5	1	0.1	4	0.2	27	1.6
Career	17	0	169	9.9	10	29	.345	0	5	.000	7	13	.538	4	6	10	0.6	8	0	9	0.5	8	0.5	1	0.1	4	0.2	27	1.6

SUN BELT STATISTICS

Year	G	S	Min	Avg	FG	FGA	FG%	3FG	3FGA	3FG%	FT	FTA	FT%	Off	Def	Reb	Avg	Foul	DQ	Ast	Avg	TO	Avg	Blk	Avg	Stl	Avg	Pts	Avg
2010-11	6	0	33	5.5	3	8	.375	0	3	.000	4	7	.571	1	0	1	0.2	2	0	0	0.0	3	0.5	0	0.0	1	0.2	10	1.7
Career	6	0	33	5.5	3	8	.375	0	3	.000	4	7	.571	1	0	1	0.2	2	0	0	0.0	3	0.5	0	0.0	1	0.2	10	1.7



21 JaMichael Goodin

Freshman » Guard » 6-0 » 175
Monroe, La. » Wossman HS

GOODIN NOTABLES

- Saw his first career action at Iowa (Nov. 16).
- Saw his second action of the season vs. Centenary; pulled down his first career rebound
- Scored 16 points per game as a senior at Wossman High School in Monroe, La.
- Earned 2010 Monroe News-Star All-Northeast 5A/4A Second Team honors.
- Joined the ULM basketball program in September as a walk-on.

2010-11 SEASON GAME-BY-GAME

Opponent	Date	GS	Min	FG	FGA	Pct	3FG	3FGA	Pct	FT	FTA	Pct	O	D	Tot	Avg	PF	FO	A	TO	Blk	Stl	Pts	Avg
at Texas Tech	11/12/10		Did not dress																					
at Iowa	11/16/10		1	0	0	.000	0	0		0	0	.000	0	0	0	0.0	0	0	0	0	0	0	0	0.0
SE OKLAHOMA ST	11/20/10		Did not play																					
STEPHEN F. AUSTIN	11/23/10		Did not play																					
v. Jacksonville State	11/26/10		Did not play																					
at Illinois State	11/27/10		Did not play																					
v. South Dakota	11/28/10		Did not play																					
at Kent State	12/2/10		Did not play																					
at Louisiana Tech	12/4/10		Did not play																					
CENTENARY	12/11/10	2	0	0	.000	0	0	.000	0	0	.000	1	0	1	0.5	1	0	0	0	0	0	0	0	0.0
at UTEP	12/15/10		Did not play																					
FLORIDA ATLANTIC	12/19/10		Did not play																					
NO. COLORADO	12/22/10		Did not play																					
at Stephen F. Austin	12/29/10		Did not dress																					
FIU	1/2/11	0+	0	0	.000	0	0	.000	0	0	.000	0	0	0	0.3	0	0	0	0	0	0	0	0	0.0
UNION COLLEGE	1/4/11	5	1	1	1.000	0	0	.000	0	0	.000	0	0	0	0.3	0	0	0	0	0	0	2	2	0.5
DENVER	1/8/11		Did not play																					
at UALR	1/13/11		Did not dress																					
at South Alabama	1/15/11		Did not play																					
NORTH TEXAS	1/20/11		Did not play																					
at UL-Lafayette	1/22/11		Did not play																					
at Arkansas State	1/27/11		Did not dress																					
TROY	1/29/11		Did not play																					
at Middle Tennessee	2/3/11		Did not dress																					
at Western Kentucky	2/5/11		Did not dress																					
ARKANSAS STATE	2/10/11																							
UALR	2/12/11																							
at Denver	2/17/11																							
at North Texas	2/19/11																							
UL-LAFAYETTE	2/26/11																							

	2010-11 SEASON BESTS				CAREER BESTS			
Points	2	vs. Union College (1/4/11)			2	vs. Union College (1/4/11)		
Field Goals	1	vs. Union College (1/4/11)			1	vs. Union College (1/4/11)		
Field Goal Attempts	1	vs. Union College (1/4/11)			1	vs. Union College (1/4/11)		
3-Point Field Goals	n/a				n/a			
3-Point Field Goal Attempts	n/a				n/a			
Free Throws	n/a				n/a			
Free Throw Attempts	n/a				n/a			
Rebounds	1	vs. Centenary (12/11/10)			1	vs. Centenary (12/11/10)		
Offensive Rebounds	1	vs. Centenary (12/11/10)			1	vs. Centenary (12/11/10)		
Defensive Rebounds	n/a				n/a			
Assists	n/a				n/a			
Turnovers	n/a				n/a			
Blocks	n/a				n/a			
Steals	2	vs. Union College (1/4/11)			2	vs. Union College (1/4/11)		
Minutes	5	vs. Union College (1/4/11)			5	vs. Union College (1/4/11)		

CAREER STATISTICS

Year	G	S	Min	Avg	FG	FGA	FG%	3FG	3FGA	3FG%	FT	FTA	FT%	Off	Def	Reb	Avg	Foul	DQ	Ast	Avg	TO	Avg	Blk	Avg	Stl	Avg	Pts	Avg
2010-11	4	0	8	2.0	1	1	1.000	0	0	.000	0	0	.000	1	0	1	0.3	1	0	0	0.0	0	0.0	0	0.0	2	0.5	2	0.5
Career	4	0	8	2.0	1	1	1.000	0	0	.000	0	0	.000	1	0	1	0.3	1	0	0	0.0	0	0.0	0	0.0	2	0.5	2	0.5

SUN BELT STATISTICS

Year	G	S	Min	Avg	FG	FGA	FG%	3FG	3FGA	3FG%	FT	FTA	FT%	Off	Def	Reb	Avg	Foul	DQ	Ast	Avg	TO	Avg	Blk	Avg	Stl	Avg	Pts	Avg
2010-11	1	0	0	0.0	0	0	.000	0	0	.000	0	0	.000	0	0	0	0.0	0	0	0	0.0	0	0.0	0	0.0	0	0.0	0	0.0
Career	1	0	0	0.0	0	0	.000	0	0	.000	0	0	.000	0	0	0	0.0	0	0	0	0.0	0	0.0	0	0.0	0	0.0	0	0.0



22 Lawrence Gilbert

Senior » Forward » 6-7 » 210

New Orleans, La. » University of Miami (Fla.)

GILBERT NOTABLES

Named Louisiana Player of the Week Dec. 28 for his career-best performance against Northern Colorado (Dec. 22). Had 28 point on 9-of-14 shooting against the Bears.

- Has at least five rebounds in all but five games this season.

- Has six seven-plus rebound games this season, had seven seven-plus rebound games all of last season.

- Scored 18 points, tying his 2009-10 season-high, in the season opener at Texas Tech (Nov. 12). Also tied a career-high with 15 field goal attempts and was a perfect 5-for-5 from the free-throw line.

- One of four Warhawks to appear in all 31 games last season, made 26 starts. Averaged 9.6 points and 4.5 rebounds per contest.

- Shot a team-best 83.8 percent (57-of-68) from the free-throw line. Would have ranked second in the Sun Belt had he reached the minimum number of free throws.

- Scored in double-figures 16 times last season and 33 times in his collegiate career (32 at ULM and 1 at Miami).

- Has played in 55 consecutive games for the Warhawks since becoming eligible following his transfer from Miami.

- Played one season at the University of Miami (Fla.) after graduating from L.W. Higgins High School in New Orleans, La.

2010-11 SEASON GAME-BY-GAME

Opponent	Date	GS	Min	FG	FGA	Pct	3FG	3FGA	Pct	FT	FTA	Pct	O	D	Tot	Avg	PF	FO	A	TO	Blk	Stl	Pts	Avg
at Texas Tech	11/12/10	*	31	6	15	.400	1	4	.250	5	5	1.000	1	4	5	5.0	3	0	3	1	0	0	18	18.0
at Iowa	11/16/10	*	37	2	12	.167	2	8	.250	0	0	.000	0	8	8	6.5	4	0	0	6	0	2	6	12.0
SE OKLAHOMA ST	11/20/10	*	33	4	10	.400	2	5	.400	4	4	1.000	4	4	8	7.0	2	0	2	2	0	0	14	12.7
STEPHEN F. AUSTIN	11/23/10	*	37	2	8	.250	1	3	.333	2	3	.667	3	6	9	7.5	2	0	2	1	0	0	7	11.3
v. Jacksonville State	11/26/10	*	35	4	9	.444	0	2	.000	5	5	1.000	1	6	7	7.4	3	0	1	2	0	2	13	11.6
at Illinois State	11/27/10	*	37	7	9	.778	3	5	.600	0	0	.000	2	5	7	7.3	2	0	3	3	0	1	17	12.5
v. South Dakota	11/28/10	*	40	5	11	.455	1	6	.167	0	0	.000	2	5	7	7.3	4	0	3	2	2	2	11	12.3
at Kent State	12/2/10	*	36	3	10	.300	2	7	.286	0	0	.000	0	3	3	6.8	3	0	2	5	0	1	8	11.8
at Louisiana Tech	12/4/10	*	35	3	14	.214	1	9	.111	3	4	.750	4	1	5	6.6	4	0	2	0	1	1	10	11.6
CENTENARY	12/11/10	*	21	3	7	.429	0	1	.000	1	2	.500	1	1	2	6.1	1	0	0	3	0	1	7	11.1
at UTEP	12/15/10	*	24	2	8	.250	0	1	.000	0	0	.000	0	5	5	6.0	3	0	1	0	0	0	4	10.5
FLORIDA ATLANTIC	12/19/10	*	15	3	9	.333	0	2	.000	0	1	.000	2	2	4	5.8	2	0	0	1	0	2	6	10.1
NO. COLORADO	12/22/10	*	31	9	14	.643	1	3	.333	9	12	.750	2	2	4	5.7	5	1	2	3	0	0	28	11.5
at Stephen F. Austin	12/29/10	*	15	1	4	.250	0	1	.000	2	2	1.000	0	1	1	5.4	2	0	1	3	0	0	4	10.9
FIU	1/2/11	*	27	2	6	.333	0	2	.000	4	4	1.000	2	1	3	5.2	5	1	2	2	0	0	8	10.7
UNION COLLEGE	1/4/11	*	27	3	5	.600	1	1	1.000	6	7	.857	2	7	9	5.4	3	0	2	0	0	0	13	10.9
DENVER	1/8/11	*	36	3	5	.600	1	1	1.000	2	3	.667	1	3	4	5.4	1	0	2	3	0	1	9	10.8
at UALR	1/13/11	*	28	6	11	.545	0	4	.000	5	6	.833	2	1	3	5.2	4	0	1	2	1	0	17	11.1
at South Alabama	1/15/11	*	40	6	11	.545	1	3	.333	1	1	1.000	1	1	2	5.1	3	0	2	2	0	1	14	11.3
NORTH TEXAS	1/20/11	*	37	5	9	.556	2	4	.500	3	3	1.000	1	4	5	5.1	3	0	2	3	0	2	15	11.5
at UL-Lafayette	1/22/11	*	40	4	10	.400	1	3	.333	3	4	.750	2	4	6	5.1	4	0	3	4	0	1	12	11.5
at Arkansas State	1/27/11	*	40	4	7	.571	2	3	.667	3	4	.750	1	3	4	5.0	4	0	3	3	0	0	13	11.5
TROY	1/29/11	*	39	3	11	.272	1	7	.143	3	3	1.000	0	2	2	4.9	1	0	2	4	0	0	10	11.5
at Middle Tennessee	2/3/11	*	37	3	7	.429	0	2	.000	3	3	1.000	1	4	5	4.9	5	1	0	4	3	1	9	11.4
at Western Kentucky	2/5/11	*	26	5	11	.455	1	2	.500	2	3	.667	2	3	5	4.9	5	1	2	1	0	0	13	11.4
ARKANSAS STATE	2/10/11																							
UALR	2/12/11																							
at Denver	2/17/11																							
at North Texas	2/19/11																							
UL-LAFAYETTE	2/26/11																							

2010-11 SEASON BESTS

Points	28	vs. Northern Colorado (12/22/10)
Field Goals	9	vs. Northern Colorado (12/22/10)
Field Goal Attempts	15	at Texas Tech (11/12/10)
3-Point Field Goals	3	at Illinois State (11/27/10)
3-Point Field Goal Attempts	9	at Louisiana Tech (12/4/10)
Free Throws	9	vs. Northern Colorado (12/22/10)
Free Throw Attempts	12	vs. Northern Colorado (12/22/10)
Rebounds	9	twice
Offensive Rebounds	4	twice
Defensive Rebounds	8	at Iowa (11/16/10)
Assists	3	four times
Turnovers	6	at Iowa (11/16/10)
Blocks	3	at Middle Tennessee (2/3/11)
Steals	2	three times
Minutes	40	four times

CAREER BESTS

Points	28	vs. Northern Colorado (12/22/10)
Field Goals	9	vs. Northern Colorado (12/22/10)
Field Goal Attempts	15	four times
3-Point Field Goals	5	twice
3-Point Field Goal Attempts	9	five times
Free Throws	9	vs. Northern Colorado (12/22/10)
Free Throw Attempts	12	vs. Northern Colorado (12/22/10)
Rebounds	13	at Denver (3/4/09)
Offensive Rebounds	6	Troy (1/17/09)
Defensive Rebounds	10	Middle Tennessee (1/21/10)
Assists	4	Grambling State (11/24/09)
Turnovers	6	twice
Blocks	3	twice
Steals	4	at Troy (1/28/10)
Minutes	40	four times

CAREER STATISTICS

Year	G	S	Min	Avg	FG	FGA	FG%	3FG	3FGA	3FG%	FT	FTA	FT%	Off	Def	Reb	Avg	Foul	DQ	Ast	Avg	TO	Avg	Blk	Avg	Stl	Avg	Pts	Avg
2006-07	20	2	119	6.0	11	32	.344	3	10	.300	5	9	.556	14	12	26	1.3	14	0	7	0.4	8	0.4	1	0.1	2	0.1	32	1.6
2008-09	24	21	662	27.6	80	191	.419	44	96	.458	57	71	.803	40	79	119	5.0	66	2	17	0.7	45	1.9	12	0.5	16	0.7	261	10.9
2009-10	31	26	792	25.5	96	266	.361	49	148	.331	57	68	.838	37	103	140	4.5	83	1	23	0.7	53	1.7	4	0.1	22	0.7	298	9.6
2010-11	25	22	804	32.2	98	233	.421	24	89	.270	66	79	.835	37	86	123	4.9	78	4	43	1.7	60	2.4	7	0.3	18	0.6	286	11.4
Career	100	71	2377	23.8	285	722	.395	120	343	.350	185	227	.815	128	280	408	4.1	241	7	90	0.9	166	1.7	24	0.2	58	0.6	877	8.8

SUN BELT STATISTICS

Year	G	S	Min	Avg	FG	FGA	FG%	3FG	3FGA	3FG%	FT	FTA	FT%	Off	Def	Reb	Avg	Foul	DQ	Ast	Avg	TO	Avg	Blk	Avg	Stl	Avg	Pts	Avg
2008-09	18	17	489	27.2	51	134	.381	31	71	.437	38	49	.776	25	57	82	4.6	50	2	12	0.7	33	1.8	9	0.5	13	0.7	171	9.5
2009-10	18	15	466	25.9	48	158	.304	27	91	.297	26	30	.867	19	64	83	4.6	44	0	11	0.6	34	1.9	2	0.1	16	0.9	149	8.3
2010-11	11	10	365	33.2	44	97	.454	9	33	.273	29	35	.829	15	28	43	3.9	37	3	19	1.7	29	2.6	4	0.4	8	0.7	126	11.5
Career	47	42	1320	28.1	143	389	.368	67	195	.344	93	114	.816	59	149	208	4.4	131	5	42	0.9	96	2.0	15	0.3	37	0.8	446	9.5



23 Steven McClellan

Freshman » Forward » 6-7 » 237
Fresno, Calif. » Edison HS

McCLELLAN NOTABLES

• Missed three games with an ankle injury, returned to score seven points against Kent State (Dec. 2).

• Made his first 3-pointer on his first attempt at Kent State (Dec. 2).

• Made his first career start against Stephen F. Austin (Nov. 23), scoring a career-best 13 points.

• Grabbed a then-career-high seven rebounds at Iowa (Nov. 16). Also had two blocks and two steals against the Hawkeyes.

• Played 15 minutes in his collegiate debut at Texas Tech (Nov. 12), grabbing one rebound.

• Averaged 17 points and 11 rebounds per game as a senior at Edison High School in Fresno, Calif.

• Named Edison's MVP as a senior, earned All-Valley honorable mention recognition and was selected to play in the Fresno City v. County All-Star Game.

• Brother, Darshawn, is a senior on the basketball team at Vanderbilt University.

2010-11 SEASON GAME-BY-GAME

Opponent	Date	GS	Min	FG	FGA	Pct	3FG	3FGA	Pct	FT	FTA	Pct	O	D	Tot	Avg	PF	FO	A	TO	Blk	Stl	Pts	Avg
at Texas Tech	11/12/10		15	0	1	.000	0	0	.000	0	0	.000	0	1	1	1.0	1	0	0	1	0	0	0	0.0
at Iowa	11/16/10		19	1	4	.250	0	0	.000	0	1	.000	1	6	7	4.0	1	0	1	1	2	2	2	1.0
SE OKLAHOMA ST	11/20/10		24	2	4	.500	0	0	.000	0	0	.000	3	5	8	5.3	3	0	1	1	0	1	4	2.0
STEPHEN F. AUSTIN	11/23/10	*	22	5	9	.556	0	0	.000	3	3	1.000	3	4	7	5.8	3	0	0	2	0	0	13	4.8
v. Jacksonville State	11/26/10		Did not dress																					
at Illinois State	11/27/10		Did not play																					
v. South Dakota	11/28/10		Did not play																					
at Kent State	12/2/10		20	3	3	1.000	1	1	1.000	0	0	.000	0	2	2	5.0	0	0	1	0	0	1	7	5.2
at Louisiana Tech	12/4/10	*	15	2	4	.500	0	0	.000	0	0	.000	0	3	3	4.7	2	0	0	0	0	0	4	5.0
CENTENARY	12/11/10		23	1	5	.200	0	0	.000	3	4	.750	3	3	6	4.9	3	0	1	1	0	0	5	5.0
at UTEP	12/15/10	*	12	2	5	.400	0	1	.000	0	0	.000	1	0	1	4.4	5	1	0	1	0	0	4	4.9
FLORIDA ATLANTIC	12/19/10		13	2	4	.500	0	0	.000	0	0	.000	2	1	3	4.2	2	0	0	0	0	1	4	4.8
NO. COLORADO	12/22/10	*	28	2	5	.400	0	0	.000	3	4	.750	3	3	6	4.4	4	0	0	1	0	0	7	5.0
at Stephen F. Austin	12/29/10		19	2	4	.500	0	0	.000	2	5	.400	3	3	6	4.5	4	0	0	1	1	0	6	5.1
FIU	1/2/11		22	4	5	.800	0	0	.000	4	4	1.000	2	5	7	4.8	3	0	0	0	2	0	12	5.7
UNION COLLEGE	1/4/11	*	16	3	7	.429	0	0	.000	0	0	.000	1	1	2	4.5	4	0	1	2	0	0	6	5.7
DENVER	1/8/11	*	14	1	2	.500	0	0	.000	2	3	.667	2	1	3	4.4	0	0	0	1	0	0	4	5.6
at UALR	1/13/11		16	1	4	.250	0	1	.000	0	0	.000	2	3	5	4.5	4	0	1	2	0	0	2	5.3
at South Alabama	1/15/11	*	30	2	3	.667	0	0	.000	3	4	.750	2	2	4	4.4	4	0	0	2	1	0	7	5.4
NORTH TEXAS	1/20/11	*	24	3	4	.750	0	0	.000	0	0	.000	2	4	6	4.5	5	1	1	1	0	0	6	5.5
at UL-Lafayette	1/22/11	*	31	4	7	.571	1	1	1.000	0	2	.000	6	3	9	4.8	4	0	2	1	0	0	9	5.7
at Arkansas State	1/27/11	*	13	0	0	.000	0	0	.000	0	2	.000	0	1	1	4.6	3	0	1	0	1	0	0	5.4
TROY	1/29/11	*	22	3	4	.750	0	0	.000	0	0	.000	0	1	1	4.4	3	0	1	1	1	1	6	5.4
at Middle Tennessee	2/3/11	*	16	3	5	.600	0	0	.000	0	0	.000	4	2	6	4.5	5	1	0	0	0	2	6	5.4
at Western Kentucky	2/5/11	*	23	3	5	.600	0	1	.000	0	2	.000	1	1	2	4.4	3	0	0	1	0	0	6	5.5
ARKANSAS STATE	2/10/11																							
UALR	2/12/11																							
at Denver	2/17/11																							
at North Texas	2/19/11																							
UL-LAFAYETTE	2/26/11																							

2010-11 SEASON BESTS

Points	13	Stephen F. Austin (11/23/10)	CAREER BESTS	13	Stephen F. Austin (11/23/10)
Field Goals	5	Stephen F. Austin (11/23/10)		5	Stephen F. Austin (11/23/10)
Field Goal Attempts	9	Stephen F. Austin (11/23/10)		9	Stephen F. Austin (11/23/10)
3-Point Field Goals	1	twice		1	twice
3-Point Field Goal Attempts	1	four times		1	four times
Free Throws	4	vs. FIU (1/2/11)		4	vs. FIU (1/2/11)
Free Throw Attempts	5	at Stephen F. Austin (12/29/10)		5	at Stephen F. Austin (12/29/10)
Rebounds	9	at UL-Lafayette (1/22/10)		9	at UL-Lafayette (1/22/10)
Offensive Rebounds	6	at UL-Lafayette (1/22/10)		6	at UL-Lafayette (1/22/10)
Defensive Rebounds	6	at Iowa (11/16/10)		6	at Iowa (11/16/10)
Assists	2	at UL-Lafayette (1/22/10)		2	at UL-Lafayette (1/22/10)
Turnovers	2	twice		2	twice
Blocks	2	twice		2	twice
Steals	2	twice		2	twice
Minutes	31	at UL-Lafayette (1/22/10)		31	at UL-Lafayette (1/22/10)

CAREER STATISTICS

Year	G	S	Min	Avg	FG	FGA	FG%	3FG	3FGA	3FG%	FT	FTA	FT%	Off	Def	Reb	Avg	Foul	DQ	Ast	Avg	TO	Avg	Blk	Avg	Stl	Avg	Pts	Avg
2010-11	22	12	437	19.9	49	94	.521	2	5	.400	20	34	.588	41	55	96	4.4	66	3	11	0.5	20	0.9	8	0.4	8	0.4	120	5.5
Career	22	12	437	19.9	49	94	.521	2	5	.400	20	34	.588	41	55	96	4.4	66	3	11	0.5	20	0.9	8	0.4	8	0.4	120	5.5

SUN BELT STATISTICS

Year	G	S	Min	Avg	FG	FGA	FG%	3FG	3FGA	3FG%	FT	FTA	FT%	Off	Def	Reb	Avg	Foul	DQ	Ast	Avg	TO	Avg	Blk	Avg	Stl	Avg	Pts	Avg
2010-11	11	8	224	20.4	26	43	.605	1	3	.333	9	17	.529	23	24	47	4.3	36	2	6	0.5	9	0.8	5	0.5	4	0.0	62	5.6
Career	11	8	224	20.4	26	43	.605	1	3	.333	9	17	.529	23	24	47	4.3	36	2	6	0.5	9	0.8	5	0.5	4	0.4	62	5.6



24 Hugh Mingo

Junior » Guard » 6-3 » 175

West Monroe, La. » South Plains College

MINGO NOTABLES

Had first career double-double (11 points and 10 rebounds) at Arkansas State (Jan. 27). Followed up with an 18-point, 10-rebound effort in his next game for his second straight double-double.

- Had seven steals against Centenary; the third most in a game in ULM history and the third most in a game this season in the NCAA.

- Named Sun Belt Player of the Week on Dec. 13; just ULM's second ever.

- Scored a career-high 27 points on 9-of-17 shooting against Centenary.

- Scored a then career-high 18 points on 8-of-13 shooting at Louisiana Tech (Dec. 4).

- Started and played 32 minutes in his ULM debut at Texas Tech (Nov. 12). Scored eight points and grabbed seven rebounds.

- Redshirted last season after surgery on both of his shins forced him to miss the entire season.

- Played two seasons at South Plains College. Averaged 12.0 points and 3.7 rebounds per game as a sophomore at South Plains while earning all-conference honors and helping South Plains to a 25-3 record.

- Averaged 7.2 points and 2.4 rebounds per game as a freshman at South Plains as the Texans won the NJCAA National Championship with a 30-5 record.

- Was a three-time all-district selection while prepping at West Monroe High School in West Monroe, La.

2010-11 SEASON GAME-BY-GAME

Opponent	Date	GS	Min	FG	FGA	Pct	3FG	3FGA	Pct	FT	FTA	Pct	O	D	Tot	Avg	PF	FO	A	TO	Blk	Stl	Pts	Avg
at Texas Tech	11/12/10	*	32	2	6	.333	0	3	.000	4	4	1.000	0	7	7	7.0	2	0	1	1	0	0	8	8.0
at Iowa	11/16/10	*	23	1	8	.125	0	5	.000	0	0	.000	0	0	0	3.5	1	0	3	5	0	2	2	5.0
SE OKLAHOMA ST	11/20/10	*	24	2	8	.250	1	7	.143	0	0	.000	0	5	5	4.0	3	0	0	0	2	1	5	5.0
STEPHEN F. AUSTIN	11/23/10	*	36	5	10	.500	3	6	.500	4	4	1.000	1	4	5	4.3	2	0	1	3	0	1	17	8.0
v. Jacksonville State	11/26/10	*	37	4	8	.500	3	6	.500	0	0	.000	0	0	0	3.4	3	0	2	2	0	0	11	8.6
at Illinois State	11/27/10	*	40	4	11	.364	3	10	.300	0	0	.000	0	4	4	3.5	4	0	1	1	0	0	11	9.0
v. South Dakota	11/28/10	*	40	6	13	.462	4	10	.400	0	0	.000	1	3	4	3.6	3	0	0	0	1	1	16	10.0
at Kent State	12/2/10	*	38	7	12	.583	2	7	.286	0	0	.000	0	3	3	3.5	1	0	2	4	0	2	16	10.8
at Louisiana Tech	12/4/10	*	38	8	13	.615	2	5	.400	0	0	.000	1	8	9	4.1	3	0	0	2	0	0	18	11.6
CENTENARY	12/11/10	*	38	9	17	.529	2	5	.400	7	9	.778	1	6	7	4.4	1	0	0	3	0	7	27	13.1
at UTEP	12/15/10	*	32	5	13	.385	1	6	.167	0	0	.000	0	4	4	4.4	4	0	2	5	0	0	11	12.9
FLORIDA ATLANTIC	12/19/10	*	34	4	7	.571	3	5	.600	0	3	.000	1	5	6	4.5	4	0	2	2	1	2	11	12.8
NO. COLORADO	12/22/10	*	32	4	12	.333	2	7	.286	2	3	.667	1	3	4	4.5	4	0	3	4	0	3	12	12.7
at Stephen F. Austin	12/29/10	*	36	5	13	.385	1	5	.200	0	0	.000	1	4	5	4.5	2	0	0	1	0	3	11	12.6
FIU	1/2/11	*	40	4	15	.267	3	9	.333	3	4	.750	1	6	7	4.7	5	1	0	2	0	2	14	12.7
UNION COLLEGE	1/4/11	*	31	6	13	.462	2	5	.400	0	0	.000	2	5	7	4.8	2	0	2	0	0	1	14	12.8
DENVER	1/8/11	*	40	2	8	.250	1	4	.250	1	2	.500	1	4	5	4.8	4	0	4	2	0	1	6	12.4
at UALR	1/13/11	*	28	1	7	.143	0	4	.000	4	4	1.000	0	4	4	4.8	3	0	0	1	0	2	6	12.0
at South Alabama	1/15/11	*	36	3	5	.600	0	1	.000	0	0	.000	0	2	2	4.6	2	0	3	1	0	1	6	11.7
NORTH TEXAS	1/20/11	*	40	2	10	.200	1	5	.200	2	2	1.000	1	2	3	4.6	1	0	3	1	0	1	7	11.5
at UL-Lafayette	1/22/11	*	40	2	12	.167	2	3	.667	0	0	.000	1	3	4	4.5	4	0	1	2	0	1	6	11.2
at Arkansas State	1/27/11	*	36	4	9	.444	2	4	.500	1	2	.500	1	9	10	4.8	4	0	2	3	0	0	11	11.2
TROY	1/29/11	*	38	7	15	.467	4	9	.444	0	0	.000	2	8	10	5.0	4	0	0	2	0	3	18	11.5
at Middle Tennessee	2/3/11	*	40	4	9	.444	1	5	.200	0	2	.000	0	5	5	5.0	2	0	0	2	0	2	9	11.4
at Western Kentucky	2/5/11	*	32	2	8	.250	0	2	.000	0	1	.000	1	7	8	5.1	4	0	2	3	0	2	4	11.1
ARKANSAS STATE	2/10/11																							
UALR	2/12/11																							
at Denver	2/17/11																							
at North Texas	2/19/11																							
UL-LAFAYETTE	2/26/11																							

	2010-11 SEASON BESTS			CAREER BESTS		
Points	27	vs. Centenary (12/11/10)		27	vs. Centenary (12/11/10)	
Field Goals	9	vs. Centenary (12/11/10)		9	vs. Centenary (12/11/10)	
Field Goal Attempts	17	vs. Centenary (12/11/10)		17	vs. Centenary (12/11/10)	
3-Point Field Goals	4	twice		4	twice	
3-Point Field Goal Attempts	10	twice		10	twice	
Free Throws	7	vs. Centenary (12/11/10)		7	vs. Centenary (12/11/10)	
Free Throw Attempts	9	vs. Centenary (12/11/10)		9	vs. Centenary (12/11/10)	
Rebounds	10	twice		10	twice	
Offensive Rebounds	2	twice		2	twice	
Defensive Rebounds	9	at Arkansas State (1/27/11)		9	at Arkansas State (1/27/11)	
Assists	4	vs. Denver (1/8/11)		4	vs. Denver (1/8/11)	
Turnovers	5	at Iowa (11/16/10)		5	at Iowa (11/16/10)	
Blocks	2	SE Oklahoma State (11/20/10)		2	SE Oklahoma State (11/20/10)	
Steals	7	vs. Centenary (12/11/10)		7	vs. Centenary (12/11/10)	
Minutes	40	five times		40	five times	

CAREER STATISTICS

Year	G	S	Min	Avg	FG	FGA	FG%	3FG	3FGA	3FG%	FT	FTA	FT%	Off	Def	Reb	Avg	Foul	DQ	Ast	Avg	TO	Avg	Blk	Avg	Stl	Avg	Pts	Avg
2010-11	25	24	881	35.2	103	262	.393	43	138	.312	28	40	.700	17	111	128	5.1	72	1	34	1.4	52	2.1	4	0.2	38	1.5	277	11.1
Career	25	24	881	35.2	103	262	.393	43	138	.312	28	40	.700	17	111	128	5.1	72	1	34	1.4	52	2.1	4	0.2	38	1.5	277	11.1

SUN BELT STATISTICS

Year	G	S	Min	Avg	FG	FGA	FG%	3FG	3FGA	3FG%	FT	FTA	FT%	Off	Def	Reb	Avg	Foul	DQ	Ast	Avg	TO	Avg	Blk	Avg	Stl	Avg	Pts	Avg
2010-11	11	11	404	36.7	35	105	.333	17	51	.333	11	20	.550	9	55	64	5.8	37	1	17	1.5	21	1.9	1	0.1	17	1.5	98	8.9
Career	11	11	404	36.7	35	105	.333	17	51	.333	11	20	.550	9	55	64	5.8	37	1	17	1.5	21	1.9	1	0.1	17	1.5	98	8.9



41 Fabio Ribeiro

Junior » Center » 6-10 » 245

Caetonopolis, Brazil » New Mexico JC

RIBEIRO NOTABLES

• Scored a career-high 15 points to lead ULM at UTEP on Dec. 15. He was 6-of-9 from the floor and 3-of-4 from the free throw line.

• Played a career-high 34 minutes against Illinois State (Nov. 27), recording a career-best two blocks.

• Recorded his first career assist and steal against Stephen F. Austin (Nov. 23).

• Made his second career start in the season opener at Texas Tech (Nov. 12). Grabbed a career-best 10 rebounds.

• Played in just six games before taking a medical redshirt last season due to a reoccurring foot injury. The original injury occurred in the season opener at LSU.

• Scored six points and grabbed five rebounds in just 18 minutes of action at Alabama last season.

• Made his last appearance of the season at Northern Colorado (Dec. 16, 2009), before missing the last 21 games of the year.

• Played two seasons at New Mexico JC before coming to ULM. Started all 30 games as a sophomore at NMJC, averaging 6.8 points and 8.7 rebounds per contest.

2010-11 SEASON GAME-BY-GAME

Opponent	Date	GS	Min	FG	FGA	Pct	3FG	3FGA	Pct	FT	FTA	Pct	O	D	Tot	Avg	PF	FO	A	TO	Blk	Stl	Pts	Avg
at Texas Tech	11/12/10	*	31	2	4	.500	0	0	.000	1	2	.500	2	8	10	10.0	3	0	0	3	0	0	5	5.0
at Iowa	11/16/10	*	21	1	1	1.000	0	0	.000	0	0	.000	0	1	1	5.5	1	0	0	3	0	0	2	3.5
SE OKLAHOMA ST	11/20/10	*	16	0	1	.000	0	0	.000	2	4	.500	0	2	2	4.3	2	0	0	1	1	0	2	3.0
STEPHEN F. AUSTIN	11/23/10	*	11	0	1	.000	0	0	.000	0	0	.000	0	0	0	3.3	5	1	1	0	0	1	0	2.3
v. Jacksonville State	11/26/10	*	27	0	2	.000	0	0	.000	0	0	.000	3	2	5	3.6	4	0	0	1	0	0	0	1.8
at Illinois State	11/27/10	*	34	0	2	.000	0	0	.000	0	0	.000	4	5	9	4.5	3	0	0	3	2	0	0	1.5
v. South Dakota	11/28/10	*	13	1	2	.500	0	0	.000	0	0	.000	0	2	2	4.1	4	0	0	0	0	0	2	1.6
at Kent State	12/2/10	*	18	1	3	.333	0	0	.000	1	2	.500	1	3	4	4.1	3	0	0	0	0	0	3	1.8
at Louisiana Tech	12/4/10	*	25	2	5	.400	0	0	.000	0	1	.000	0	1	1	3.8	5	1	0	3	0	0	4	2.0
CENTENARY	12/11/10	*	3	0	1	.000	0	0	.000	0	0	.000	1	1	2	3.6	2	0	0	2	0	0	0	1.8
at UTEP	12/15/10	*	24	6	9	.667	0	0	.000	3	4	.750	0	1	1	3.4	2	0	2	1	0	0	15	3.0
FLORIDA ATLANTIC	12/19/10	*	26	2	5	.400	0	0	.000	0	0	.000	3	0	3	3.3	3	0	2	1	0	0	4	3.1
NO. COLORADO	12/22/10	*	13	0	0	.000	0	0	.000	0	0	.000	0	0	0	3.1	0	0	0	1	1	0	0	2.8
at Stephen F. Austin	12/29/10	*	15	0	0	.000	0	0	.000	0	0	.000	0	1	1	2.9	2	0	0	2	1	1	0	2.6
FIU	1/2/11		Did not play																					
UNION COLLEGE	1/4/11		6	0	2	.000	0	0	.000	0	0	.000	0	0	0	2.7	0	0	0	1	0	0	0	2.5
DENVER	1/8/11		Did not play																					
at UALR	1/13/11		8	2	3	.667	0	0	.000	0	1	.000	0	1	1	2.6	0	0	0	1	0	0	4	2.6
at South Alabama	1/15/11		10	0	0	.000	0	0	.000	0	0	.000	1	1	2	2.6	2	0	0	0	0	0	0	2.4
NORTH TEXAS	1/20/11		16	2	3	.667	0	0	.000	0	0	.000	0	3	3	2.6	2	0	0	2	1	0	4	2.5
at UL-Lafayette	1/22/11		4	0	0	.000	0	0	.000	0	2	.000	0	1	1	2.5	0	0	0	1	0	0	0	2.4
at Arkansas State	1/27/11		26	4	10	.400	0	0	.000	0	0	.000	3	1	4	2.6	4	0	0	0	0	1	8	2.7
TROY	1/29/11		18	1	3	.333	0	0	.000	3	6	.500	2	1	3	2.6	3	0	1	0	0	0	5	2.8
at Middle Tennessee	2/3/11		23	0	3	.000	0	0	.000	3	4	.750	2	1	3	2.6	3	0	0	0	0	1	3	2.8
at Western Kentucky	2/5/11		17	2	3	.667	0	0	.000	0	0	.000	2	1	3	2.7	3	0	0	1	0	0	4	2.8
ARKANSAS STATE	2/10/11																							
UALR	2/12/11																							
at Denver	2/17/11																							
at North Texas	2/19/11																							
UL-LAFAYETTE	2/26/11																							

2010-11 SEASON BESTS

Points	15	at UTEP (12/15/10)
Field Goals	6	at UTEP (12/15/10)
Field Goal Attempts	10	at Arkansas State (1/27/11)
3-Point Field Goals	n/a	
3-Point Field Goal Attempts	n/a	
Free Throws	3	three times
Free Throw Attempts	6	vs. Troy (1/29/11)
Rebounds	10	at Texas Tech (11/12/10)
Offensive Rebounds	4	at Illinois State (11/27/10)
Defensive Rebounds	8	at Texas Tech (11/12/10)
Assists	2	at UTEP (12/15/10)
Turnovers	3	four times
Blocks	2	at Illinois State (11/27/10)
Steals	1	four times
Minutes	34	at Illinois State (11/27/10)

CAREER BESTS

Points	15	at UTEP (12/15/10)
Field Goals	6	at UTEP (12/15/10)
Field Goal Attempts	10	at Arkansas State (1/27/11)
3-Point Field Goals	n/a	
3-Point Field Goal Attempts	n/a	
Free Throws	3	three times
Free Throw Attempts	6	vs. Troy (1/29/11)
Rebounds	10	at Texas Tech (11/12/10)
Offensive Rebounds	4	two times
Defensive Rebounds	8	at Texas Tech (11/12/10)
Assists	2	at UTEP (12/15/10)
Turnovers	3	four times
Blocks	2	at Illinois State (11/27/10)
Steals	1	four times
Minutes	34	at Illinois State (11/27/10)

CAREER STATISTICS

Year	G	S	Min	Avg	FG	FGA	FG%	3FG	3FGA	3FG%	FT	FTA	FT%	Off	Def	Reb	Avg	Foul	DQ	Ast	Avg	TO	Avg	Blk	Avg	Stl	Avg	Pts	Avg
2009-10	6	1	50	8.3	3	7	.429	0	0	.000	0	0	.000	4	5	9	1.5	9	0	0	0.0	2	0.3	1	0.2	0	0.0	6	1.0
2010-11	23	9	405	17.6	26	63	.413	0	0	.000	13	26	.500	24	37	61	2.7	56	2	6	0.3	27	1.2	6	0.3	4	0.2	65	2.8
Career	29	10	455	15.7	29	70	.414	0	0	.000	13	26	.500	28	42	70	2.4	65	2	6	0.2	29	1.0	7	0.2	4	0.1	71	2.4

SUN BELT STATISTICS

Year	G	S	Min	Avg	FG	FGA	FG%	3FG	3FGA	3FG%	FT	FTA	FT%	Off	Def	Reb	Avg	Foul	DQ	Ast	Avg	TO	Avg	Blk	Avg	Stl	Avg	Pts	Avg
2009-10	1	0	14	14.0	0	2	.000	0	0	.000	0	0	.000	0	2	2	2.0	2	0	0	0.0	1	1.0	0	0.0	0	0.0	0	0.0
2010-11	9	1	148	16.4	13	30	.433	0	0	.000	6	13	.462	13	10	23	2.6	20	0	3	0.3	6	0.7	1	0.1	2	0.2	32	3.6
Career	10	1	162	16.2	13	32	.406	0	0	.000	6	13	.462	13	12	25	2.5	22	0	3	0.3	7	0.7	1	0.1	2	0.2	32	3.2



55 Fred Brown

Junior » Guard » 6-2 » 190

West Palm Beach, Fla. » Kansas State

BROWN NOTABLES

- Made his ULM debut against Texas Tech (Nov. 12), scoring 25 points including a career-high seven 3-pointers.

- Returns to action this season after sitting out last year following his transfer from Kansas State.

- Picked by *The Sporting News* as its Sun Belt Newcomer of the Year in its preseason magazine. Also selected to the All-Sun Belt Second Team and as the Sun Belt Newcomer of the Year by *Rivals.com*.

- Played two seasons at Kansas State. Appeared in all 34 contests as a sophomore in 2008-09, making two starts. Averaged 8.1 points, 1.6 rebounds and 1.3 assists per game.

- Averaged 3.9 points and 1.3 rebounds per game in 27 appearances as a freshman at Kansas State, helping the Wildcats reach the second round of the 2008 NCAA Tournament.

- Prepped at William T. Dwyer High School in West Palm Beach, Fla., before going to Kansas State.

2010-11 SEASON GAME-BY-GAME

Opponent	Date	GS	Min	FG	FGA	Pct	3FG	3FGA	Pct	FT	FTA	Pct	O	D	Tot	Avg	PF	FO	A	TO	Blk	Stl	Pts	Avg
at Texas Tech	11/12/10	*	32	9	16	.563	7	10	.700	0	1	.000	1	2	3	3.0	3	0	2	5	0	1	25	25.0
at Iowa	11/16/10		Did not dress																					
SE OKLAHOMA ST	11/20/10	*	35	7	19	.368	4	9	.444	3	4	.750	1	1	2	2.5	1	0	1	3	0	3	21	23.0
STEPHEN F. AUSTIN	11/23/10	*	40	5	13	.385	2	7	.286	2	2	1.000	2	2	4	3.0	0	0	5	3	0	2	14	20.0
v. Jacksonville State	11/26/10	*	38	3	12	.250	2	3	.667	1	2	.500	0	3	3	3.0	1	0	5	7	0	3	9	17.3
at Illinois State	11/27/10	*	33	5	15	.333	3	6	.500	0	0	.000	0	2	2	2.8	2	0	4	5	0	2	13	16.4
v. South Dakota	11/28/10	*	34	6	16	.375	1	4	.250	2	4	.500	0	2	2	2.7	2	0	4	5	0	1	15	16.2
at Kent State	12/2/10		Did not dress																					
at Louisiana Tech	12/4/10	*	40	8	28	.286	2	13	.154	0	0	.000	0	2	2	2.6	1	0	7	3	1	3	18	16.4
CENTENARY	12/11/10	*	33	2	8	.250	0	4	.000	2	2	1.000	0	5	5	2.9	3	0	0	2	0	0	6	15.1
at UTEP	12/15/10	*	28	4	7	.571	0	2	.000	0	0	.000	0	2	2	2.8	2	0	1	1	0	1	8	14.3
FLORIDA ATLANTIC	12/19/10	*	40	7	18	.389	4	9	.444	0	0	.000	0	0	0	2.5	1	0	2	1	0	2	18	14.7
NO. COLORADO	12/22/10	*	17	4	6	.667	2	4	.500	0	2	.000	0	1	1	2.4	5	1	2	0	0	3	10	14.3
at Stephen F. Austin	12/29/10	*	25	1	6	.167	0	1	.000	0	0	.000	0	2	2	2.3	3	0	0	3	0	0	2	13.3
FIU	1/2/11	*	38	6	15	.400	1	6	.167	1	2	.500	0	3	3	2.4	2	0	3	4	0	1	14	13.3
UNION COLLEGE	1/4/11	*	27	5	8	.625	1	3	.333	2	3	.667	0	1	1	2.3	1	0	5	5	0	1	13	13.3
DENVER	1/8/11	*	35	4	9	.444	2	3	.667	6	6	1.000	1	1	2	2.3	5	1	2	3	0	1	16	13.5
at UALR	1/13/11	*	8	2	3	.667	1	2	.500	0	0	.000	0	0	0	2.1	0	0	1	2	0	0	5	12.9
at South Alabama	1/15/11	*	32	9	18	.500	4	8	.500	3	3	1.000	2	2	4	2.2	3	0	2	3	0	2	25	13.6
NORTH TEXAS	1/20/11	*	40	5	17	.294	1	5	.200	2	2	1.000	3	0	3	2.3	2	0	3	3	0	1	13	13.6
at UL-Lafayette	1/22/11	*	29	4	8	.500	2	4	.500	2	3	.667	1	0	1	2.2	5	1	2	2	0	0	12	13.5
at Arkansas State	1/27/11	*	36	5	15	.333	3	6	.500	4	4	1.000	0	0	0	2.1	2	0	0	7	0	3	17	13.7
TROY	1/29/11	*	37	8	21	.381	1	8	.125	0	0	.000	0	1	1	2.0	4	0	5	3	1	4	17	13.9
at Middle Tennessee	2/3/11	*	40	4	17	.235	0	4	.000	2	2	1.000	1	3	4	2.1	1	0	2	6	0	1	10	13.7
at Western Kentucky	2/5/11	*	35	6	14	.429	4	6	.667	0	0	.000	0	0	0	2.0	1	0	3	3	0	0	16	13.8
ARKANSAS STATE	2/10/11																							
UALR	2/12/11																							
at Denver	2/17/11																							
at North Texas	2/19/11																							
UL-LAFAYETTE	2/26/11																							

	2010-11 SEASON BESTS	CAREER BESTS
Points	25 twice	26 Chicago State (1/5/09)
Field Goals	9 twice	9 three times
Field Goal Attempts	28 at Louisiana Tech (12/4/10)	28 at Louisiana Tech (12/4/10)
3-Point Field Goals	7 at Texas Tech (11/12/10)	7 at Texas Tech (11/12/10)
3-Point Field Goal Attempts	13 at Louisiana Tech (12/4/10)	13 at Louisiana Tech (12/4/10)
Free Throws	6 vs. Denver (1/8/11)	6 twice
Free Throw Attempts	6 vs. Denver (1/8/11)	8 Chicago State (1/5/09)
Rebounds	5 vs. Centenary (12/11/10)	7 Chicago State (1/5/09)
Offensive Rebounds	3 vs. North Texas (1/20/11)	3 four times
Defensive Rebounds	5 vs. Centenary (12/11/10)	5 three times
Assists	7 at Louisiana Tech (12/4/10)	7 at Louisiana Tech (12/4/10)
Turnovers	7 twice	7 twice
Blocks	1 at Louisiana Tech (12/4/10)	1 six times
Steals	3 four times	4 Wagner (12/29/07)
Minutes	40 four times	40 four times

CAREER STATISTICS


Year	G	S	Min	Avg	FG	FGA	FG%	3FG	3FGA	3FG%	FT	FTA	FT%	Off	Def	Reb	Avg	Foul	DQ	Ast	Avg	TO	Avg	Blk	Avg	Stl	Avg	Pts	Avg
2007-08*	27	0	248	9.2	39	98	.398	20	53	.377	8	16	.500	12	22	34	1.3	20	0	18	0.7	13	0.5	3	0.1	12	0.4	106	3.9
2008-09*	34	2	695	20.4	99	235	.421	54	130	.415	22	37	.595	17	38	55	1.6	53	1	45	1.3	44	1.3	2	0.1	23	0.7	274	8.1
2009-10	Redshirted following transfer from Kansas State																												
2010-11	23	22	752	32.7	119	309	.385	47	127	.370	32	42	.762	12	35	47	2.0	50	3	61	2.7	79	3.4	2	0.1	35	1.5	317	13.8
Career	84	24	1695	20.2	257	642	.400	121	310	.390	62	95	.653	41	95	136	1.6	123	4	124	1.5	136	1.6	7	0.1	70	0.8	697	8.3

* denotes season played at Kansas State


SUN BELT STATISTICS

Year	G	S	Min	Avg	FG	FGA	FG%	3FG	3FGA	3FG%	FT	FTA	FT%	Off	Def	Reb	Avg	Foul	DQ	Ast	Avg	TO	Avg	Blk	Avg	Stl	Avg	Pts	Avg
2010-11	11	10	370	33.6	60	155	.387	23	61	.377	20	22	.909	8	10	18	1.6	26	2	25	2.3	37	3.4	1	0.1	15	2.0	163	14.8
Career	11	10	370	33.6	60	155	.387	23	61	.377	20	22	.909	8	10	18	1.6	26	2	25	2.3	37	3.4	1	0.1	15	2.0	163	14.8

2010-11: Box Scores



GAME1
ULM: 67
Texas Tech: 86
November 12, 2010 • United Spirit Arena
Lubbock, Texas



LUBBOCK, Texas – Junior guard Fred Brown scored 25 points, including seven three-pointers, but the ULM men's basketball team fell, 86-67, on Friday night (Nov. 12) at Texas Tech. The Warhawks held a three-point lead with just under 13 minutes to play in the contest before the Red Raiders finished the game on a 33-11 run. Senior forward Lawrence Gilbert added 18 points while junior center Fabio Ribeiro had a game-high 10 rebounds.

ULM (0-1) jumped out to an early 5-0 lead, holding Texas Tech scoreless for the first two-and-a-half minutes of the contest. Gilbert opened the game with a layup before a triple from Brown gave the Warhawks the early advantage.

The Red Raiders answered with 10-straight points to take a 10-5 advantage until a Gilbert trifecta with 15:45 to play in the first half trimmed the Texas Tech lead to a pair.

A pair of threes by Brown pushed the Warhawks back in front, 16-12, just over seven minutes into the half.

The lead swung back-and-forth over the next three minutes until back-to-back baskets by Ribeiro and junior guard Hugh Mingo gave ULM a 35-31 advantage. Texas Tech (1-0) responded with a 7-2 run to end the half to take a 38-37 lead into the intermission.

Both teams shot the ball well in the opening 20 minutes; Texas Tech was 55.6 percent from the field (15-of-27) while ULM shot 48.1 percent (13-of-27). The Warhawks made five three-pointers in an opening stanza that saw six ties and 15 lead changes.

Brown led all scorers at the break with 12 points on four triples. Gilbert added 10 for the Warhawks while Mike Singletary led Texas Tech with 10 points.

ULM scored the first five points to begin the second half, taking a four-point lead and forcing an early Texas Tech timeout. Following the timeout, the Warhawks got a defensive stop and Brown buried another triple, forcing another Red Raider timeout.

But Texas Tech responded out of the second timeout, using an 11-4 run to tie the contest, 53-53, with 13:23 to play in the second half.

After another triple from Brown, the Red Raiders went on a 12-0 run to take a 65-56 lead just past the midway point of the second half.

ULM was unable to cut the gap under seven in the final 10 minutes of the game.

No.	ULM	FG	3FG	FT	O-D	TOT	F	TP	A	TO	B	S	MIN
13	Sykes, T.	2-9	0-0	3-4	4-1	5	5	7	0	0	0	1	23
22	Gilbert, L.	6-15	1-4	5-5	1-4	5	3	18	3	1	0	0	31
41	Ribeiro, F.	2-4	0-0	1-2	2-8	10	3	5	0	3	0	0	31
24	Mingo, H.	2-6	0-3	4-4	0-7	7	2	8	1	1	0	0	32
55	Brown, F.	9-16	7-10	0-1	1-2	3	3	25	2	5	0	1	32
5	Bibi Ndongo, C.	1-3	0-0	0-0	0-0	0	2	2	0	2	1	0	11
10	Hansberry, M.	1-2	0-0	0-0	0-0	0	1	2	3	3	0	0	23
15	McCray, R.J.	0-0	0-0	0-0	1-0	1	1	0	0	0	0	0	2
23	McClellan, S.	0-1	0-0	0-0	0-1	1	1	0	0	1	0	0	15
TEAM		1-3 4											
TOTALS		23-56 8-17 13-16 10-26 36 21 67 9 16 1 2 200											
TOTAL FG%:		1st: 13-27 .481 2nd: 10-29 .345 Game: 23-56 .411											
3-PT FG%:		1st: 5-11 .455 2nd: 3-6 .500 Game: 8-17 .471											
FT%:		1st: 6-7 .857 2nd: 7-9 .778 Game: 13-16 .813											

No.	Texas Tech	FG	3FG	FT	O-D	TOT	F	TP	A	TO	B	S	MIN
5	Roberts, D.	2-5	0-0	1-1	2-2	4	2	5	1	1	0	1	20
32	Singletary, M.	4-6	0-1	2-5	0-2	2	4	10	2	1	0	0	27
15	Lewandowski, R.	4-5	0-0	0-1	1-1	2	3	8	0	2	2	1	19
1	Reese, B.	6-14	2-4	1-2	3-5	8	2	15	1	1	1	2	27
21	Roberson, J.	3-10	2-5	0-0	0-1	1	1	8	3	0	0	3	32
2	Davis, M.	2-2	0-0	0-1	1-1	2	3	4	3	0	0	1	10
3	Willis, T.	2-6	0-3	0-1	0-1	0	1	4	1	1	0	1	16
10	Dunn, W.	0-0	0-0	0-0	0-0	0	0	0	0	0	0	0	1
13	Outler, J.	3-3	1-1	2-2	0-0	0	2	9	0	1	0	0	9
25	Tairu, D.	3-4	0-1	7-10	2-1	3	1	13	2	0	0	0	21
30	Crockett, J.	4-6	0-0	0-0	2-6	8	1	8	5	2	2	2	17
33	Jones, Z.	1-1	0-0	0-0	0-0	0	0	2	0	0	0	0	1
TEAM		0-2 2 1											
TOTALS		34-62 5-15 13-23 11-22 33 20 86 18 9 5 11 200											
TOTAL FG%:		1st: 15-27 .556 2nd: 19-35 .543 Game: 34-62 .548											
3-PT FG%:		1st: 2-7 .286 2nd: 3-8 .375 Game: 5-15 .333											
FT%:		1st: 6-13 .462 2nd: 7-10 .700 Game: 13-23 .565											

Technical Fouls: Texas Tech - TEAM

Officials: Kipp Kissinger, Brent Meaux, Jeff Malham

Attendance: 9,603

Score by Half

ULM.....37-30 67

Texas Tech.....38-48 86



GAME2
ULM: 40
Iowa: 68
November 16, 2010 • Carver-Hawkeye Arena
Iowa City, Iowa



IOWA CITY, Iowa – The ULM men's basketball team fell on Tuesday night (Nov. 16), 68-40, on the road at Iowa. The Warhawks shot just 31.5 percent (17-of-54) from the field; senior forward Tommie Sykes led all scorers with 14 points and also grabbed seven rebounds.

Senior forward Lawrence Gilbert grabbed a team-high eight rebounds while freshman guard Marcelis Hansberry had seven points and a game-high four steals.

Iowa jumped out to a quick 11-2 advantage early in the contest; back-to-back triples by the Hawkeyes forced a ULM timeout just before the five minute mark of the first half.

A 6-0 run by the Warhawks brought ULM back within four, 15-11, with just under eight minutes to play in the opening stanza. Sykes started the burst with a pair of free throws before freshman guard R.J. McCray hit a baseline jumper and Sykes followed with a layup.

Iowa pushed its advantage back to 10, 23-13, with an 8-2 run with four minutes to play in the half. ULM had held the Hawkeyes scoreless for over five minutes before the run.

Iowa took a 29-18 lead into the break, the Hawkeyes shot 42.3 percent (11-of-26) from the field in the opening 20 minutes while holding the Warhawks to just 28.0 percent (7-of-25) shooting.

Sykes led all scorers with 10 points at the intermission. Jordan Stoermer came off the bench to score seven to lead Iowa.

The Hawkeyes pushed their advantage to 45-24 with a 14-2 run early in the second half. Hansberry stopped the burst with a coast-to-coast layup just before the midway point of the half but the Warhawks were unable to cut into Iowa's lead.

McCray scored five points in the second half and freshman forward Steven McClellan finished the contest with seven rebounds and a pair of blocked shots.

Iowa was led by Zach McCabe with 12 points; Melsahn Basabe scored seven points and had a game-high 11 rebounds for the Hawkeyes, who shot 50 percent (17-of-34) from the field in the second half. Iowa guard Cully Payne finished the night with seven points and seven assists.

No.	ULM	FG	3FG	FT	O-D	TOT	F	TP	A	TO	B	S	MIN
13	Sykes, T.	6-11	0-0	2-2	6-1	7	3	14	0	4	0	0	28
22	Gilbert, L.	2-12	2-8	0-0	0-8	8	4	6	0	6	0	2	37
41	Ribeiro, F.	1-1	0-0	0-0	0-1	1	1	2	0	3	0	0	21
10	Hansberry, M.	3-11	1-3	0-0	1-0	1	3	7	2	2	0	4	36
24	Mingo, H.	1-8	0-5	0-0	0-0	0	1	2	3	5	0	2	23
2	Eke, Ife	0-1	0-0	0-0	0-2	2	0	0	0	1	0	0	4
5	Bibi Ndongo, C.	0-1	0-0	0-0	0-0	0	1	0	1	1	0	0	8
15	McCray, R.J.	3-5	0-0	1-2	0-3	3	0	7	3	2	0	0	23
21	Goodin, J.	0-0	0-0	0-0	0-0	0	0	0	0	0	0	0	1
23	McClellan, S.	1-4	0-0	0-1	1-6	7	1	2	1	1	2	2	19
TEAM		1-2 3 1											
TOTALS		17-54 3-6 3-5 9-23 32 14 40 10 26 2 10 200											
TOTAL FG%:		1st: 7-25 .280 2nd: 10-29 .345 Game: 17-54 .315											
3-PT FG%:		1st: 2-7 .286 2nd: 1-9 .111 Game: 3-16 .188											
FT%:		1st: 2-2 1.00 2nd: 1-3 .333 Game: 3-5 .600											

No.	Iowa	FG	3FG	FT	O-D	TOT	F	TP	A	TO	B	S	MIN
1	Basabe, M.	3-7	0-0	1-3	3-8	11	4	7	0	4	3	0	31
15	McCabe, Z.	4-10	2-5	2-3	3-1	4	3	12	2	3	0	1	21
50	Cole, J.	2-4	0-0	0-0	0-3	2	4	1	2	0	0	0	21
3	Payne, C.	3-8	-14	0-0	0-2	2	0	7	7	1	0	1	23
25	May, E.	4-7	1-1	0-0	2-4	6	1	9	1	4	0	3	27
2	Stoermer, J.	2-5	2-5	1-2	1-2	3	0	7	0	1	0	1	19
4	Marble, R.	4-6	1-2	0-1	0-3	3	1	9	0	2	0	1	17
11	Cox, C.	0-1	0-0	0-0	0-0	0	0	0	0	0	0	0	1
13	Sayre, T.J.	0-0	0-0	0-0	0-0	0	0	0	0	0	0	0	1
20	Brommer, A.	2-3	0-0	0-0	2-3	5	2	4	1	2	0	1	13
24	Cartwright, B.	3-6	1-3	0-1	0-0	0	0	7	4	3	1	1	16
32	Stubbs, B.	0-1	0-1	0-0	0-1	1	0	0	0	0	0	1	3
35	Archie, D.	1-2	0-0	0-0	1-1	2	0	2	1	0	0	0	7
TEAM		1-1 2											
TOTALS		28-60 8-21 4-10 13-29 42 13 68 17 22 4 10 100											
TOTAL FG%:		1st: 11-26 .423 2nd: 17-34 .500 Game: 28-60 .467											
3-PT FG%:		1st: 6-13 .462 2nd: 2-8 .250 Game: 8-21 .381											
FT%:		1st: 1-4 .250 2nd: 3-6 .500 Game: 4-10 .400											

Technical Fouls: none


Officials: Ed Hightower, Steve Skiles, John Hughes

Attendance: 9,023


Score by Half

ULM.....18-22 40

Iowa.....29-39 68



GAME3
ULM: 70
Southeastern Oklahoma State: 59
November 20, 2010 • Fant-Ewing Coliseum
Monroe, La.



MONROE, La. – Junior guard Fred Brown led three Warhawks in double-figures with a game-high 21 points as the ULM men's basketball team defeated Southeastern Oklahoma State, 70-59, on Saturday night (Nov. 20) in its home opener at Fant-Ewing Coliseum. Senior guard Lawrence Gilbert added 14 and a team-high-tying eight rebounds while senior forward Tommie Sykes chipped in 13 points.

ULM fell behind by as much as seven in early in the second half before storming back to claim its first victory of the season. The Warhawks shot 44 percent (11-of-25) from the field in the second half.

ULM jumped out to a quick 10-2 advantage, Sykes made the first bucket of the contest, followed by a Brown triple. After Southeastern Oklahoma got on the board with a layup, freshman guard Marcelis Hansberry scored the next five-straight to give the Warhawks an early eight-point lead. Hansberry finished with nine points and a game-high five assists.

A bucket by the Savage Storm pulled the Warhawks lead back to six before ULM used a 9-0 run to race to a 19-4 advantage with 12:37 to play in the half, forcing a Southeastern Oklahoma timeout.

Southeastern Oklahoma used a 14-2 run to end the half to pull back within five, 28-23. ULM scored just two points in the final seven minutes of the opening stanza.

Southeastern Oklahoma continued its strong play coming out of the locker room, scoring 11 of the first 12 points in the second half to take a 34-29 advantage with 17:35 remaining.

The Southeastern Oklahoma lead reached seven, 38-31, before Brown stopped the run with a triple to pull ULM back within four.


Trailing by five, ULM pulled back in front with a 7-0 burst. Sykes started the run with a pair of free throws before back-to-back triples from Mingo and Gilbert put ULM in front, 48-45, with 10:45 to play.

Southeastern Oklahoma missed five-of-six free throws over the next two minutes, aiding ULM in pushing its lead to eight, 54-46; freshman forward Steven McClellan and Gilbert each scored off of offensive rebounds to help the Warhawks pad their advantage.


After being held scoreless for four minutes, Southeastern Oklahoma scored six-straight points to pull back within six, 57-51, with 4:31 to play, forcing a ULM timeout.

A trio of free throws brought Southeast

2010-11: Box Scores



GAME 4
ULM: 64
Stephen F. Austin: 65
November 23, 2010 • Fant-Ewing Coliseum
Monroe, La.



MONROE, La. – The ULM men's basketball fell, 65-64, on a three-point shot with less than four seconds to play on Tuesday night (Nov. 23) at Fant-Ewing Coliseum. The triple spoiled a night in which four Warhawks scored in double-figures, led by a career-high 17 points from junior guard Hugh Mingo.

ULM held a four-point lead with less than 20 seconds to play before Stephen F. Austin scored the game's final five points to earn the one-point win.

McClellan made his first career start for ULM and scored the first four points of the game for the Warhawks, he later added an old-fashioned three-point play to give ULM an 11-10 lead just more than seven minutes into the contest.

A triple from Brown, followed by a steal and layup gave the Warhawks a three-point advantage, 16-13, but the lead quickly evaporated with a triple by the Lumberjacks on the next possession.

Trailing by three, ULM used a 7-0 spurt to take a four-point lead. Sykes started the burst with a layup before Mingo added a pair of free throws and senior forward Lawrence Gilbert capped it with a trifecta. Gilbert finished with seven points and a game-high nine rebounds.

ULM took a five point lead, 36-31 into the intermission; Mingo scored the final seven points of the half for the Warhawks.

Stephen F. Austin used a 7-0 run to take its first lead of the second half, 43-40, five minutes into the second stanza.

The Lumberjacks lead grew to six, 50-44, on a triple by Denzel Barnes with just over 12 minutes to play in the second half.

With Stephen F. Austin leading by five, both offenses had a drought of over two minutes until Mingo hit a leaper of the glass to bring ULM within three. The basket started a 7-1 run for ULM that gave it a 53-52 advantage with 7:29 to play.

After the Lumberjacks came back to take a one-point lead, a put back by Sykes and a triple from the wing by Mingo gave ULM a 58-54 lead, forcing a Stephen F. Austin timeout.

Stephen F. Austin scored the next four to pull back even, 58-58, before a basket and a pair of free throws from McClellan pushed the ULM edge back to four, 62-58, with less than two minutes remaining.

The Lumberjacks had a chance to take a lead when a triple try was no good and Mingo grabbed the rebound for ULM with less than 30 seconds left. Brown was fouled calmly drained a pair from the charity stripe to give the Warhawks a 64-60 advantage.

After the free throws, Stephen F. Austin raced up the floor for a layup to cut the ULM lead to a pair. The Warhawks then missed the front-end of a one-and-one opportunity setting up the final play for the Lumberjacks.

Zac Downing got a look at a three from the corner and connected to give Stephen F. Austin the 65-64 win.

No.	ULM	FG	3FG	FT	O-D	TOT	F	TP	A	TO	B	S	MIN
13	Sykes, T.	6-10	0-0	1-3	3-1	4	4	13	1	3	1	3	37
23	McClellan, S.	5-9	0-0	3-3	3-4	7	3	13	0	2	0	0	22
22	Gilbert, L.	2-8	1-3	2-3	3-6	9	2	7	2	1	0	0	37
24	Mingo, H.	5-10	3-6	4-4	1-4	5	2	17	1	3	0	1	36
55	Brown, F.	5-13	2-7	2-2	2-2	4	0	14	5	3	0	2	40
5	Bibi Ndongo, C.	0-0	0-0	0-0	1-1	2	1	0	0	1	1	0	9
10	Hansberry, M.	0-0	0-0	0-0	0-0	1	0	1	0	1	3	0	8
41	Ribeiro, F.	0-1	0-0	0-0	0-0	0	5	0	1	0	0	1	11
TEAM					2-1	3							
TOTALS					23-51	6-16	12-15	15-19	34	18	64	11	200
TOTAL FG%:					1st:	12-24	.500	2nd:	11-27	.407	Game:	23-51	.451
3-PT FG%:					1st:	4-10	.400	2nd:	2-6	.333	Game:	6-16	.375
FT%:					1st:	8-10	.800	2nd:	4-5	.800	Game:	12-15	.800

No.	SFA	FG	3FG	FT	O-D	TOT	F	TP	A	TO	B	S	MIN
23	Glynn, J.	6-7	0-0	6-6	0-3	3	4	18	4	3	0	2	38
24	Gomillion, M.	1-4	0-0	0-0	0-2	2	0	2	0	0	0	0	22
55	Scott, J.	4-7	0-0	7-9	3-1	4	3	15	0	2	0	0	27
12	Williams, E.	1-9	0-2	0-0	0-2	3	2	6	1	0	1	1	37
14	Barnes, D.	4-8	2-5	1-2	0-4	4	1	11	3	5	1	1	32
1	Gardner, D.	1-1	1-1	1-2	0-0	0	0	4	1	0	0	0	6
5	Bostic, A.	0-1	0-1	0-0	0-1	1	0	0	1	1	0	0	12
11	Cutler, B.	2-3	0-0	0-0	0-0	0	1	4	1	0	0	0	9
21	Prewster, D.	1-2	1-2	0-0	0-0	0	2	3	0	0	0	0	7
22	Downing, Z.	2-2	2-2	0-0	0-1	1	2	6	0	0	1	0	10
TEAM					2-0	2							
TOTALS					22-44	6-13	15-19	5-14	19	16	65	16	200
TOTAL FG%:					1st:	12-22	.545	2nd:	10-22	.455	Game:	22-44	.500
3-PT FG%:					1st:	3-6	.500	2nd:	3-7	.429	Game:	6-13	.462
FT%:					1st:	4-4	1.00	2nd:	11-15	.733	Game:	15-19	.789

Technical Fouls: none


Officials: Bruce Bell, Earnie Peal, Phenizee Ransom

Attendance: 905


Score by Half

Stephen F. Austin.....31-34 65

ULM.....36-28 64



GAME 5
ULM: 57
Jacksonville State: 50
November 26, 2010 • Redbird Arena
Normal, Ill.



NORMAL, Ill. – Senior forward Tommie Sykes scored a season-high 16 points and had a game-high eight rebounds as the ULM men's basketball team earned a 57-50 win on Friday night (Nov. 26) over Jacksonville State at the Global Sports Roundball Classic.

Senior forward Lawrence Gilbert added 13 points and junior guard Hugh Mingo scored 11 as the Warhawks held off the Gamecocks.

ULM led nearly the entire way, taking the lead four minutes into the first half, surrendering it for just a minute midway through the second stanza.

Trailing by one in the early going, ULM used a 10-0 run to take a 12-3 advantage with 13:17 to play in the first half. Mingo started the burst with a basket before Sykes made a pair of free throws and Mingo buried back-to-back triples, forcing a Jacksonville State timeout.

The ULM lead reached 10 on a pair of free throws by junior forward Christian Bibi Ndongo, but Jacksonville State trimmed the advantage back to six, 16-10, with just under eight minutes left in the half. The Warhawks went nearly six minutes without a field goal, but were able to hold the lead by getting to the free-throw line. ULM was 11-of-11 from the charity stripe in the first half, led by 7-of-7 by Sykes.

After the Warhawks lead reached 12, 24-12, on a triple by freshman guard Marcelis Hansberry, Jacksonville State answered with a pair of threes to cut the lead in half, 24-18, with 1:43 to play in the first half.

Jacksonville State finished the first half on a 10-2 run to cut the ULM lead to just four, 26-22, at the intermission.

Jacksonville State pulled within a point, 32-31, just past the five-minute mark of the second half before Sykes converted an old-fashioned three-point play to push the ULM lead back to four.

The Gamecocks took their first lead of the second half, 40-39, with 9:15 to play in the contest, but the lead was short lived as Mingo answered with a trifecta as the Warhawks regained the lead.

The Mingo three ignited a 7-0 run by ULM as Gilbert made a pair of baskets to give the Warhawks a 46-40 advantage.

Jacksonville State was within four at the final media timeout of the contest when junior guard Fred Brown connected on a triple from the corner out of that timeout to give ULM a 51-44 lead.

With less than a minute to play and the Gamecocks within three, Gilbert drove to the basket, made the layup and got fouled. Gilbert converted the free throw to give the Warhawks a 54-48 advantage with 45 seconds left.

Murphy led Jacksonville State with 13 points and six rebounds. Jeremy Bynum scored 11 for the Gamecocks and Stephen Hall chipped in 10 points.

No.	ULM	FG	3FG	FT	O-D	TOT	F	TP	A	TO	B	S	MIN
13	Sykes, T.	4-11	0-0	8-8	4-4	8	4	16	2	4	0	1	33
22	Gilbert, L.	4-9	0-2	5-5	1-6	7	3	13	1	2	0	2	35
41	Ribeiro, F.	0-2	0-0	0-0	3-2	5	4	0	0	1	0	0	27
24	Mingo, H.	4-8	3-6	0-0	0-0	0	3	11	2	2	0	0	37
55	Brown, F.	3-12	2-3	1-2	0-3	3	1	9	5	7	0	3	38
5	Bibi Ndongo, C.	0-1	0-0	2-2	1-4	5	2	2	0	2	0	0	5
10	Hansberry, M.	2-4	1-1	1-2	0-2	2	3	6	1	0	0	0	25
TEAM					3-1	4				1			
TOTALS					17-47	6-12	17-19	12-22	34	20	57	11	200
TOTAL FG%:					1st:	6-27	.222	2nd:	11-20	.550	Game:	17-47	.362
3-PT FG%:					1st:	3-9	.333	2nd:	3-3	1.00	Game:	6-12	1.00
FT%:					1st:	11-11	1.00	2nd:	6-8	.750	Game:	17-19	.895

No.	Jacksonville St	FG	3FG	FT	O-D	TOT	F	TP	A	TO	B	S	MIN
2	Hall, S.	4-9	0-1	2-2	3-3	6	5	10	0	1	4	1	25
32	Thurston, S.	0-0	0-0	3-6	2-2	4	2	3	0	1	1	1	30
4	Shellman, D.	1-4	0-0	2-2	0-1	1	1	4	6	6	0	0	33
13	Murphy, N.	5-8	1-1	2-3	1-5	6	2	13	1	5	0	3	38
14	Bynum, J.	4-10	1-2	2-3	0-4	4	1	11	0	1	0	0	28
00	Bynum, D.	0-1	0-1	0-0	0-0	0	0	0	0	0	0	1	7
1	Miller, B.J.	2-6	2-5	1-2	0-0	0	3	7	0	1	4	1	12
5	Jenkins, B.	0-3	0-1	0-0	0-1	1	0	0	1	0	0	0	11
21	Williams, B.	0-1	0-0	0-0	0-0	0	0	0	0	0	0	0	3
22	Gray, L.	0-0	0-0	0-0	0-0	0	2	0	0	1	0	0	2
33	Cook, N.	0-2	0-0	2-2	3-1	4	2	2	1	1	0	1	11
TEAM					1-2	3				1			
TOTALS					16-44	4-11	14-20	10-19	29	18	50	9	200
TOTAL FG%:					1st:	7-29	.241	2nd:	9-15	.600	Game:	16-44	.364
3-PT FG%:					1st:	3-9	.333	2nd:	1-2	.500	Game:	4-11	.364
FT%:					1st:	5-9	.556	2nd:	9-11	.818	Game:	14-20	.700

Technical Fouls: none

Officials: Verne Harris, Jeff Campbell, Jeff Malham

Attendance: 4,344

Score by Half

ULM.....26-31 57

Jacksonville State.....22-28 50



GAME 6
ULM: 55
Illinois State: 59
November 27, 2010 • Redbird Arena
Normal, Ill.



NORMAL, Ill. – After trailing by 15 at the intermission, the ULM men's basketball team's second half comeback effort came up just a little short at the Warhawks fell at Illinois State, 59-55, on Saturday evening (Nov. 27) in the Global Sports Roundball Classic.

Senior forward Lawrence Gilbert led all scorers with 17 points, including 15 after halftime. Junior guard Fred Brown added 13 points, senior forward Tommie Sykes chipped in 12 points and nine rebounds and junior guard Hugh Mingo reached double-figures with 11 points.

ULM made seven second half three-pointers to none for Illinois State as the Warhawks nearly completed the comeback. The Warhawks didn't make a second half substitution until the final seconds when Sykes fouled out as Sykes, Gilbert, Mingo, Brown and junior center Fabio Ribeiro all played the entire second 20 minutes.

Austin Hill led Illinois State with 16 points and Jackie Carmichael finished with 14 for the Redbirds.

Down by 15, ULM raced out of the locker room at the intermission with an 8-2 burst, including triples by Gilbert and Mingo, to cut the Illinois State lead to single-digits, 35-26.

The Warhawks continued to pull their way back into the contest as back-to-back buckets by Gilbert, the second of the pair being a smooth baseline fade away, brought ULM within four, 39-35.

Following a basket by Illinois State, Sykes converted an old-fashioned three-point play to bring the Redbirds lead down to just three, 41-38, with just over 11 minutes to play.

It took ULM nearly eight minutes to get closer, but it did when Brown connected on a triple from the wing to bring the Warhawks within a pair, 53-51, with 2:37 left on the clock.

The Illinois State lead grew back to five until a triple from Mingo cut the lead back to just a pair. After the Warhawks got a stop and a defensive rebound, ULM had the ball with 13 seconds to play. The Warhawks called a timeout and, out of the timeout, Brown went to the basket but couldn't convert and Illinois State escaped with the victory.

Illinois State jumped out to an early 7-3 lead to open the contest, prompting a ULM timeout. Gilbert connected on the first basket following the timeout to bring the Warhawks within a pair, but Illinois State responded with six-straight to take a 13-5 advantage with 12:26 to play in the first half.

After a bucket from Sykes pulled the Warhawks back within a half-dozen, the Redbirds used a 16-2 run to take a 29-9 lead with just over three minutes to play in the opening stanza.

ULM outscored Illinois State 9-4 in the final three minutes to cut the ISU lead to 33-18 at the break.

No.	ULM	FG	3FG	FT	O-D	TOT	F	TP	A	TO	B	S	MIN
13	Sykes, T.	3-15	0-0	6-11	3-6	9	5	12	3	3	0	4	37
22	Gilbert, L.	7-9	3-5	0-0	2-5	7	2	17	3	0	1	0	37
41	Ribeiro, F.	0-2	0-0	0-0	4-5	9	3	0	0	3	2	0	34
24	Mingo, H.	4-11	3-10	0-0	0-4	4	4	11	1	1	0	0	40
55	Brown, F.	5-15	3-6	0-0	0-2	2	2	13	4	5	0	2	33
5	Bibi Ndongo, C.	1-2	0-0	0-0	1-0	1	1	2	0	0	1	0	5
10	Hansberry, M.	0-1	0-0	0-0	1-1	2	1	0	0	1	0	0	12
15	McCray, R.J.	0-0	0-0	0-0	0-0	0	0	0	0	0	0	0	2
TEAM					2-1		3						
TOTALS		20-55	9-21	6-11	13-24	37	18	55	11	16	3	7	200
TOTAL FG%:		1st:	7-26	.269	2nd:	13-29	.448	Game:		20-55	.364		
3-PT FG%:		1st:	2-9	.222	2nd:	7-12	.583	Game:		9-21	.429		
FT%:		1st:	2-5	.400	2nd:	4-6	.667	Game:		6-11	.545		

2010-11: Box Scores



GAME 7
ULM: 66



South Dakota: 79
November 28, 2010 • Redbird Arena
Normal, Ill.

NORMAL, Ill. – The ULM men's basketball team fell, 79-66, to South Dakota on Sunday afternoon (Nov. 28) on the final day of the Global Sports Roundball Classic. Senior forward Tommie Sykes led ULM with 19 points and nine rebounds.

Junior guard Hugh Mingo scored 16 points, junior guard Fred Brown contributed 15 points and senior forward Lawrence Gilbert added 11.

South Dakota built a 15-point halftime lead, thanks in part to seven three-pointers, and ULM was never able to get closer than six during the second half.

South Dakota started quickly in the contest, opening an early 10-2 lead in the first two minutes, making four of its first five shots, including a pair of triples. ULM responded by cutting the lead to just two, 12-10, thanks to five-straight points from Brown.

A 9-0 run by the Coyotes pushed their lead to 26-15 with just under 12 minutes to play in the first half.

ULM pulled back within a half-dozen on a corner trifecta by Mingo with eight minutes left in the half, but South Dakota answered with a 12-4 run to push its advantage to 42-28 three minutes later.

South Dakota took a 15-point lead, 47-32, into the half. Charlie Westbrook paced the Coyotes with 14 points in the opening 20 minutes; Jake Thomas added 12 on four three-pointers as South Dakota shot 54.1 percent (20-of-37) as a team in the first half.

Sykes had 11 before the break to lead ULM; Mingo also reached double-figures with 10 in the opening stanza.

For the second-straight day, ULM stormed out of the locker room at the half, using a 9-2 run to pull within eight, 49-41, and force a South Dakota timeout. Gilbert made a pair of baskets during the run and Mingo hit a corner three before the Coyotes called timeout.

The lead was trimmed to six on a layup by junior center Fabio Ribeiro, but South Dakota then went on a 10-2 run to push its lead to 59-45 with 11:37 to play.

South Dakota again heated up from the field and ULM was unable to climb back into the contest.

The Coyotes were led by 24 points from Westbrook; Thomas added 20 and Trevor Gruis had a double-double with 13 points and 13 rebounds.

No.	ULM	FG	3FG	FT	O-D	TOT F	TP	A	TO	B	S	MIN
13	Sykes, T.	7-11	0-0	5-9	5-4	9	3	19	1	2	1	0
22	Gilbert, L.	5-11	1-6	0-0	2-5	7	4	11	3	2	2	40
41	Ribeiro, F.	1-2	0-0	0-0	0-2	2	4	2	0	0	0	13
24	Mingo, H.	6-13	4-10	0-0	1-3	4	3	16	0	0	1	40
55	Brown, F.	6-16	1-4	2-4	0-2	2	2	15	4	5	0	34
2	Eke, I.	0-0	0-0	0-0	0-0	0	0	0	0	0	0	2
5	Bibi Ndongo, C.	0-2	0-0	1-2	3-2	5	2	1	0	0	0	19
10	Hansberry, M.	0-5	0-3	2-2	0-1	1	0	2	1	2	0	1
15	McCray, R.J.	0-0	0-0	0-0	0-0	0	0	0	0	0	0	7
TEAM					0-2	2						
TOTALS		25-60	6-23	10-17	11-21	32	18	66	9	11	4	5
TOTAL FG%:		1st: 11-31	.355	2nd: 14-29	.483	Game: 25-60	.417					
3-PT FG%:		1st: 3-14	.214	2nd: 3-9	.333	Game: 6-23	.261					
FT%:		1st: 7-9	.778	2nd: 3-8	.375	Game: 10-17	.588					

No.	South Dakota	FG	3FG	FT	O-D	TOT F	TP	A	TO	B	S	MIN
32	Andreotti, R.	1-3	0-0	0-0	0-1	1	2	2	0	0	0	36
50	Gruis, T.	5-9	0-0	3-4	6-7	13	4	14	2	0	0	40
1	Westbrook, C.	9-16	3-4	3-4	1-0	1	3	24	3	0	2	32
4	Krogman, L.	4-12	2-7	2-2	0-1	1	0	12	2	1	0	30
5	Cutler, K.	1-2	0-0	0-0	0-2	2	1	2	4	0	2	21
2	Tecker, S.	2-4	0-1	2-2	4-6	10	3	6	2	0	0	28
14	Boots, J.	0-1	0-1	0-0	0-1	1	1	0	1	0	0	7
22	Thomas, J.	5-13	5-11	5-6	0-7	7	0	20	0	1	0	31
30	Rodenburg, KC	0-0	0-0	0-0	0-0	0	1	0	1	1	0	3
TEAM					1-1	2						
TOTALS		27-60	10-24	15-18	12-26	38	15	79	15	11	0	7
TOTAL FG%:		1st: 20-37	.541	2nd: 7-23	.304	Game: 27-60	.450					
3-PT FG%:		1st: 7-13	.538	2nd: 3-11	.273	Game: 10-24	.417					
FT%:		1st: 0-0	.000	2nd: 15-18	.833	Game: 15-18	.833					

Technical Fouls: none

Officials: Verne Harris, Jeff Campbell, Gerald Williams

Attendance: 4,059

Score by Half

South Dakota.....47-32 79

ULM.....32-34 66



GAME 8
ULM: 53



Kent State: 69
December 2, 2010 • M.A.C. Center
Kent, Ohio

KENT, Ohio – The ULM men's basketball team dropped a 69-53 decision at Kent State on Thursday night (Dec. 2). The Golden Flashes used a 16-1 run to close the first half to build a lead that would prove to be the difference in the contest.

Junior guard Hugh Mingo scored 16 points to lead the Warhawks offensively, 13 of which came after halftime, Mingo was the lone Warhawk in double figures. Senior forward Tommie Sykes tied a career-high with 10 rebounds.

The Warhawks and Golden Flashes went back-and-forth in the early going, trading the lead four times, with three ties, in the opening eight minutes of the contest.

ULM took a four-point lead, 16-12, on a baseline jumper by senior forward Lawrence Gilbert with 7:47 to play in the half. The basket marked the first two-possession lead of the game for either team.

After freshman guard R.J. McCray restored ULM's four-point cushion with a driving layup, Kent State (went on a 16-1 run to end the half. ULM scored just one point, a free throw by freshman guard Marcellus Hansberry, in the final seven minutes of the opening stanza.

ULM used a 7-2 run to begin the second half to trim the Kent State lead to just six, 32-26. Mingo and junior center Fabio Ribeiro had layups during the burst and Gilbert hit a triple as the Warhawks cut the lead to a half-dozen.

With the Kent State advantage at seven, an 8-1 Golden Flashes run pushed the lead to 45-31 with 13 minutes left in the second half.

A 12-5 burst for the Warhawks, highlighted by back-to-back threes from Mingo and freshman forward Steven McClellan, brought the Kent State lead back to single-digits, 62-51, with three-and-a-half minutes to play.

But the comeback attempt was halted as Kent State held ULM to just two points the remainder of the contest.

Both teams shot the ball extremely well in the final 20 minutes of the contest, ULM shot 55.6 percent (15-of-27) from the floor while Kent State made 57.7 percent (15-of-26) of its attempts from the floor.

Greene and Carlton Guyton paced the Golden Flashes with 17 points apiece. Michael Porri had a game-high eight assists for Kent State.

No.	ULM	FG	3FG	FT	O-D	TOT F	TP	A	TO	B	S	MIN
13	Sykes, T.	3-9	0-0	0-2	4-6	10	0	6	2	2	0	31
22	Gilbert, L.	3-10	2-7	0-0	0-3	3	3	8	2	5	0	1
41	Ribeiro, F.	1-3	0-0	1-2	1-3	4	3	3	0	0	0	18
10	Hansberry, M.	3-8	0-3	1-2	0-5	5	4	7	4	2	0	1
24	Mingo, F.	7-12	2-7	0-0	0-3	3	1	16	2	4	0	2
5	Bibi Ndongo, C.	1-1	0-0	0-0	0-0	0	0	2	0	1	0	11
15	McCray, R.J.	2-3	0-0	0-0	1-0	1	1	4	4	1	0	1
23	McClellan, S.	3-3	1-1	0-0	0-2	2	0	7	1	0	0	1
TEAM					2-1	3						
TOTALS		23-49	5-18	2-6	6-22	28	12	53	15	17	0	7
TOTAL FG%:		1st: 8-22	.364	2nd: 15-27	.556	Game: 23-49	.469					
3-PT FG%:		1st: 2-10	.200	2nd: 3-8	.375	Game: 5-18	.278					
FT%:		1st: 1-2	.500	2nd: 1-4	.250	Game: 2-6	.333					

No.	Kent State	FG	3FG	FT	O-D	TOT F	TP	A	TO	B	S	MIN
33	Manns, J.	1-6	0-1	1-2	3-3	6	3	3	0	2	0	19
34	Greene, J.	7-8	0-0	3-3	0-0	0	0	17	3	4	1	2
2	Porri, M.	1-6	0-2	1-2	0-3	3	1	3	8	1	1	3
11	Guyton, C.	5-8	5-7	2-2	0-7	7	1	17	2	0	0	29
32	Sherman, R.	3-7	1-3	0-0	0-3	3	1	7	4	2	0	3
1	Gaines, E.	3-5	1-1	0-0	1-1	2	2	7	1	0	0	14
3	Holt, R.	3-8	2-5	0-0	0-1	1	1	8	2	0	0	22
13	Henniger, M.	0-0	0-0	0-0	0-2	2	0	0	0	0	0	2
15	Nealy, D.	0-0	0-0	0-0	0-1	1	1	0	0	0	0	7
21	Johnson, R.	2-4	1-2	0-0	0-1	1	0	5	3	2	0	3
22	Leonard, D.	1-1	0-0	0-0	0-0	0	0	2	0	0	0	7
TEAM					2-0	2						
TOTALS		26-53	10-21	7-9	6-22	28	10	69	23	11	4	11
TOTAL FG%:		1st: 11-27	.407	2nd: 15-26	.577	Game: 26-53	.491					
3-PT FG%:		1st: 4-12	.333	2nd: 6-9	.667	Game: 10-21	.476					
FT%:		1st: 4-5	.800	2nd: 3-4	.750	Game: 7-9	.778					

Technical Fouls: none

Officials: Mike Foote, Jim Schipper, Wille Pulliam

Attendance: 4,395

Score by Half

ULM.....19-34 53

Kent State.....30-39 69



GAME 9
ULM: 58



Louisiana Tech: 67
December 4, 2010 • Thomas Assembly Center
Ruston, La.

RUSTON, La. – Junior guard Hugh Mingo scored a career-high 18 points and grabbed a career-best nine rebounds, but the ULM men's basketball team fell, 67-58, on Saturday night (Dec. 4) at Louisiana Tech. The Bulldogs built a 12-point halftime edge with 60.0 percent shooting from beyond the three-point arc in the first half. ULM cut the gap to as little as six in the second stanza but was unable to get any closer after the intermission.

Junior guard Fred Brown scored 18 points and had a career-best seven assists while senior forward Lawrence Gilbert chipped in 10 points.

Louisiana Tech (7-2) shot 47.8 percent (22-of-46) from the floor in the contest while ULM shot 35.8 percent (24-of-67) from the field, including just 17.9 percent (5-of-28) from beyond the three-point arc.

With the game tied a four early, Louisiana Tech used an 8-0 run to take a 12-4 advantage. ULM (2-7) cut the gap back to four as it responded with a 7-3 burst; Mingo started the spurt with a triple while freshman forward Steven McClellan and Brown also added baskets.

The Bulldogs scored the next nine, all on three-point baskets, to push their lead to 23-11 with 12:36 to play in the first half. Louisiana Tech started the game 5-of-6 from beyond the three-point arc.

Louisiana Tech's lead was extended to 36-20 with 3:25 as to play as the Bulldogs held ULM scoreless for over four minutes. The Warhawks cut the gap to a dozen, 37-25, at the intermission with a 5-1 burst to close the half.

Mingo led ULM with seven points in the opening 20 minutes. Brandon Gibson scored 14 to lead all scorers in the opening stanza. The Bulldogs shot 54.5 percent (12-of-22) in the first half while the Warhawks shot just 34.4 percent (11-of-32).

The Warhawks and Bulldogs traded baskets for the first seven minutes of the second half before ULM went on a 7-0 run to cut the Louisiana Tech lead to seven, 49-42, and force a timeout. Mingo went to the basket for a pair of buckets to jumpstart the run before Brown buried a triple.

After a free throw by Louisiana Tech, another basket from Mingo pulled ULM to within six, 50-44, at the midway point of the second stanza.

Still leading by six, Louisiana Tech used an 11-4 run to push its advantage to 63-50 with 4:37 remaining in the second half.

Gilbert halted the Bulldogs charge with a triple from the wing, but the Warhawks then went scoreless for three minutes following the trifecta.

ULM scored the final five points of the game, but it wasn't enough as the Warhawks finished their season-long five-game road trip with a defeat.

No.	ULM	FG	3FG	FT	O-D	TOT F	TP	A	TO	B	S	MIN
13	Sykes, T.	1-2	0-0	2-5	5-3	8	5	4	1	0	0	3
22	Gilbert, L.	3-14	1-9	3-4	4-1	5	4	10	2	0	1	35
23	McClellan, S.	2-4	0-0	0-0	0-3	3	2	4	0	0	0	15
24	Mingo, H.	8-13	2-5	0-0	1-8	9	3	18	0	2	0	38
55	Brown, F.	8-28	2-13	0-0	0-2	2	1	18	7	3	1	40
05	Bibi Ndongo, C.	0-0	0-0	0-0	0-1	1	0	0	0	1	0	6
10	Hansberry, M.	0-1	0-1	0-0	0-1	1	1	0	1	1	0	18
41	Ribeiro, F.	2-5	0-0	0-1	0-1	1	5	4	0	3	0	25
TEAM					6-2	8						
TOTALS		24-67	5-28	5-10	16-22	38	21	58	11	10	2	7
TOTAL FG%:		1st: 11-32	.344	2nd: 13-35	.377	Game: 24-67	.358					
3-PT FG%:		1st: 1-10	.100	2nd: 4-18	.222	Game: 5-28	.179					
FT%:		1st: 2-6	.333	2nd: 3-4	.750	Game: 5-10	.500					

No.	La. Tech	FG	3FG	FT	O-D	TOT F	F	TP	A	TO	B	S	MIN
02	Gibson, B.	5-8	3-5	2-4	3-4	7	3	15	1	2	2	0	38
05	Ashaolu, O.	7-15	1-2	9-10	1-5	6	2	24	3	4	0	0	37
11	Brown, D.	2-7	1-1	1-2	0-7	7	2	6	3	4	0	2	39
21	McNeill, K.	2-4	1-2	1-1	0-1	1	2	6	4	2	0	1	32
45	Souza, R.	3-5	1-1	0-1	1-5	6	1	7	0	0	1	1	23
14	Hall, T.	0-1	0-0	0-0	0-0	0	1	0	1	1	0	0	9
15	Roshell, A.	2-3	0-0	0-0	0-1	1	0	4	1	0	1	0	5
20	Smith, L.	1-3	0-2	3-3	0-2	2	1	5	1	1	0	0	16
23	Johnson, J.	0-0	0-0	0-0	1-0	1	0	0	0	1	0	0	1
TEAM						6							
TOTALS		22-46	7-13	16-21	6-31	37	12	67	14	15	4	4	200
TOTAL FG%:		1st: 12-22	.545	2nd: 10-24		.417	Game: 22-46		.478				
3-PT FG%:		1st: 6-10	.600	2nd: 1-3		.333	Game: 7-13		.538				
FT%:		1st: 7-11	.636	2nd: 9-13		.900	Game: 16-21		.762				

2010-11: Box Scores



GAME 10

ULM: 60

Centenary: 46

December 11, 2010 • Fant-Ewing Coliseum
Monroe, La.



MONROE, La. - Junior guard Hugh Mingo scored a career-high 27 points as ULM pulled away for a 60-46 victory against Centenary Saturday inside Fant-Ewing Coliseum.

It was the second straight game that Mingo has set a career-high in points as he tallied 18 points against Louisiana Tech Dec. 4. The West Monroe, La., native also had seven rebounds and a team-high seven steals to pace the Warhawks.

ULM (3-7) limited Centenary to just 15 field goals and 34.1 percent from the field with a strong defensive performance. The Warhawks also forced 18 turnovers, scoring 26 points off those turnovers.

Freshman guard Marcelis Hansberry and senior forward Lawrence Gilbert each chipped in seven points for the Warhawks. Senior forward Tommie Sykes recorded six points and a team-high eight rebounds.

Sophomore forward Jeron Trotman had 12 points and eight rebounds to pace Centenary, who fell to 0-11 on the season.

The Warhawks scored nine straight points to open up a 47-34 advantage with 5:44 remaining in a game that saw seven ties and four lead changes. ULM forced four turnovers and held Centenary without a field goal for just over four minutes during that span.

Freshman forward Steven McClellan connected on a layup to start the run and give ULM a 40-34 advantage. After a free throw from Mingo, McClellan connected on a pair of free throws and Sykes added a layup to give the Warhawks its first double-digit lead at 45-34. Hansberry capped the run with a pair of free throws.

Centenary quickly tied the game at 26-all with a 7-2 run to open the second half. Leo Davis drained a 3-pointer, then Max Nakwaasah scored on a layup to cap the run with 18:01 to play.

Mingo was hot in the first half as he scored 14 of the team's 24 points before the break. He made 6 of 9 shots from the field, including two 3-pointers.

The Warhawks used a 12-0 run midway through the first half to build a 20-11 lead with 5:48 to play before the break. Mingo connected on a pair of 3-pointers during the stretch and RJ McCray capped the run with a layup.

Centenary closed the half with an 8-4 spurt to trail ULM 24-19 at intermission. The Warhawks shot 42.3 percent in the half and limited Centenary to 26.1 percent from the field.

No.	ULM	FG	3FG	FT	O-D	TOT	F	TP	A	TO	B	S	MIN
13	Sykes, T.	3-8	0-0	0-4	6-2	8	5	6	0	2	2	1	33
22	Gilbert, L.	3-7	0-1	1-2	1-1	2	1	7	0	3	0	1	21
10	Hansberry, M.	1-3	0-2	5-8	0-1	1	2	7	5	2	0	1	35
24	Mingo, H.	9-17	2-5	7-9	1-6	7	1	27	0	3	0	7	38
55	Brown, F.	2-8	0-4	2-2	0-5	5	3	6	0	2	0	0	33
15	McCray, R.	1-2	0-0	0-0	1-1	2	2	2	0	0	0	0	12
21	Goodin, J.	0-0	0-0	0-0	1-0	1	0	0	0	0	0	0	2
23	McClellan, S.	1-5	0-0	3-4	3-3	6	3	5	1	1	0	0	23
41	Ribeiro, F.	0-1	0-0	0-0	1-1	2	2	0	0	2	0	0	3
TEAM		3-2		5									
TOTALS		20-51	2-12	18-29	17-22	39	20	60	6	15	2	10	200
TOTAL FG%:		1st: 11-26	.423	2nd: 9-25	.360	Game: 20-51		.392					
3-PT FG%:		1st: 2-8	.250	2nd: 0-4	.000	Game: 2-12		.167					
FT%:		1st: 0-4	.000	2nd: 18-25	.720	Game: 18-29		.621					

No.	Centenary	FG	3FG	FT	O-D	TOT	F	TP	A	TO	B	S	MIN
20	Lowery, L.	1-7	0-3	0-1	2-2	4	4	2	1	4	1	1	34
22	Trotman, J.	4-6	0-0	4-6	4-4	8	3	12	3	0	2	3	34
44	Nakwaasah, M.	2-6	0-3	2-2	0-5	5	2	6	0	1	0	0	24
34	Rebol, A.	0-1	0-0	1-2	1-0	1	2	1	2	0	1	1	11
13	Harwell, A.	2-4	0-1	2-3	0-3	3	5	6	1	2	0	1	23
2	Davis, L.	3-10	3-6	1-2	2-0	2	2	10	1	5	0	1	30
5	Blount, J.	1-7	1-5	2-6	1-0	1	0	5	0	0	0	0	21
22	Sims, T.	0-0	0-0	0-0	0-1	1	0	0	0	0	0	0	3
23	Cooper, Q.	1-1	0-0	0-1	1-2	3	2	2	0	0	2	12	30
30	Diallo, B.	1-2	0-0	0-0	0-1	1	2	2	1	1	0	0	8
TEAM		1-0		1									
TOTALS		15-44	4-18	12-23	12-18	30	21	46	7	18	1	8	200
TOTAL FG%:		1st: 6-23	.261	2nd: 9-21	.429	Game: 15-44		.341					
3-PT FG%:		1st: 1-8	.125	2nd: 3-10	.300	Game: 4-18		.222					
FT%:		1st: 6-9	.667	2nd: 6-14	.429	Game: 12-23		.522					

Technical Fouls: none

Officials: Marty McEachern, Emanuel Upton, Reinaldo Acosta

Attendance: 857

Score by Half

Centenary.....19-27 46

ULM.....24-36 60



GAME 11

ULM: 49

UTEP: 79

December 15, 2010 • Don Haskins Center
El Paso, Texas



EL PASO, Texas -- Texas-El Paso used a 20-4 run midway through the opening half to pull away from ULM en route to a 79-49 victory Wednesday night at the Don Haskins Center. Fabio Ribeiro led the Warhawks with a career-high 15 points.

Ribeiro, whose previous career-high was a six-point effort at Alabama last season, connected on 6-of-9 shots from the floor and 3-of-4 attempts from the charity stripe. Hugh Mingo, the reigning Sun Belt Player of the Week, netted 11 points including one 3-pointer to give him one in every game this season. Tommie Sykes pulled down a game-high eight rebounds.

Conference USA's third-leading scorer Randy Culpepper led five Miners in double figures as he finished with 18 points; 11 coming from the free throw line. Claude Britten and Jeremy Williams scored 14 each, while Christian Polk netted 12 points and Julyan Stone added 10 points.

The Warhawks (3-8) hit 3-of-4 shots over a two-minute period to close an early eight-point UTEP lead down to just three, 14-11, with 12:43 to play. However, the Miners (7-2) scored 20 of the game's next 24 points to stake a 34-15 lead with 5:42 to play in the half before taking a 40-19 lead into the halftime break.

ULM found its stroke in the second half connecting on 50 percent (13-of-26) of its shots from the floor after a sluggish opening 20 minutes that saw the Warhawks shoot just 29.2 percent (7-of-24). The Miners enjoyed a decisive advantage at the free throw line with 30 attempts compared to just 12 by the Warhawks.

No.	ULM	FG	3FG	FT	O-D	TOT	F	TP	A	TO	B	S	MIN
22	Gilbert, L.	2-8	0-1	0-0	0-5	5	3	4	1	0	0	0	24
23	McClellan, S.	2-5	0-1	0-0	1-0	1	5	4	0	1	0	0	12
10	Hansberry, M.	1-3	0-0	3-4	0-3	3	2	5	3	3	0	0	16
24	Mingo, H.	5-13	1-6	0-0	0-4	4	4	11	2	5	0	0	32
55	Brown, F.	4-7	0-2	0-0	0-2	2	2	8	1	1	0	1	28
2	Eke, I.	0-0	0-0	0-0	0-1	1	0	0	0	0	0	0	3
5	Bibi Ndongo, C.	0-1	0-0	0-0	2-0	2	0	0	0	2	0	0	3
12	Reeves, L.	0-2	0-1	0-0	0-1	1	1	0	4	1	0	0	27
13	Sykes, T.	0-2	0-1	0-0	0-1	1	1	0	4	1	0	0	14
15	McCray, R.	0-2	0-0	0-0	0-0	0	0	0	0	1	0	0	17
41	Ribeiro, F.	6-9	0-0	3-4	0-1	1	2	15	2	1	0	0	24
TEAM		2-0		2									
TOTALS		20-50	1-11	8-12	6-24	30	21	49	13	15	0	2	200
TOTAL FG%:		1st: 7-24	.292	2nd: 13-26	.500	Game: 20-50		.400					
3-PT FG%:		1st: 1-9	.111	2nd: 0-2	.000	Game: 1-11		.091					
FT%:		1st: 4-6	.667	2nd: 4-6	.667	Game: 8-12		.667					

No.	UTEP	FG	3FG	FT	O-D	TOT	F	TP	A	TO	B	S	MIN
34	Williams, J.	5-10	3-5	1-4	3-3	6	3	14	1	1	0	1	23
32	Britten, C.	6-9	0-0	2-3	2-4	6	1	14	0	1	0	1	18
3	Culpepper, R.	3-8	1-4	11-14	0-3	3	2	18	4	2	0	3	32
5	Stone, J.	3-6	1-3	3-4	0-4	4	0	10	5	1	0	1	27
41	Polk, C.	5-9	2-3	0-0	0-4	4	1	12	4	0	0	2	29
2	Tafoya, T.	0-1	0-0	0-0	0-1	1	0	0	0	0	0	0	2
20	Gordon, I.	1-3	0-1	0-0	1-0	1	0	2	2	0	0	0	14
21	Bohannon, J.	1-3	0-0	1-3	0-5	5	3	3	1	0	1	1	24
23	McCulley	2-3	0-1	0-0	2-0	2	5	4	0	1	0	0	9
24	Perez, M.	0-1	.0	0-0	0-1	1	1	0	2	0	0	0	18
31	Munoz, E.	0-1	0-0	0-0	1-0	1	0	0	0	0	1	0	2
40	Baker, T.	0-0	0-0	2-2	0-0	0	1	2	0	0	0	0	2
TEAM		0-1		1									
TOTALS		26-54	7-17	20-30	9-26	35	17	79	19	5	3	8	200
TOTAL FG%:		1st: 13-25	.520	2nd: 13-29	.448	Game: 26-54		.481					
3-PT FG%:		1st: 3-8	.375	2nd: 4-9	.444	Game: 7-17		.412					
FT%:		1st: 11-18	.611	2nd: 9-12	.750	Game: 20-30		.667					

Technical Fouls: none

Officials: Terry Davis, Brent Meaux, Larry Spaulding

Attendance: 808

Score by Half

UTEP.....40-39 79

ULM.....19-30 49



GAME 12

ULM: 58

Florida Atlantic: 60

December 19, 2010 • Fant-Ewing Coliseum
Monroe, La.



MONROE, La. -- Senior forward Tommie Sykes missed a pair of free throws with 0.2 seconds remaining as Florida Atlantic held on for a 60-58 victory over ULM on Sunday inside Fant-Ewing Coliseum.

Sykes was fouled with under a second remaining in the game on a layup attempt that rimmed in-and-out. Florida Atlantic called a timeout before Sykes came up short on his first free throw attempt. Sykes intentionally missed the second attempt, but ULM was unable to get off a shot attempt before the clock expired.

The Warhawks struggled from the free throw line, converting just 8-of-20 from the charity stripe for the game. ULM came in to the game shooting 66.1 percent from the line.

Junior guard Fred Brown led the way for ULM with 18 points, including four 3-pointers, while junior guard Hugh Mingo and Sykes each chipped in 11 points. Mingo tallied three 3-pointers and Sykes led the way with seven rebounds for the Warhawks, who fell behind 18-2 to start the game.

ULM (3-9, 0-1 SBC) closed a six-point deficit to two with a 6-2 run over the final 3:47 of the game. Freshman forward Steven McClellan converted a layup to cut the lead to four points then Sykes converted 4-of-6 from the free throw line to get the Warhawks within two points with 43 seconds remaining.

The Warhawks forced Florida Atlantic into 20 turnovers in the game. The Owls came in ranked No. 8 in the country, averaging just 10.6 turnovers per game this season. ULM had a season-high 10 steals for the fourth time this season as four different players led the way with two each.

Raymond Taylor scored a game-high 20 points to lead the Owls (8-5, 2-0 SBC). The 5-foot-6 Taylor knocked in 4-of-11 3-pointers and recorded a game-high eight rebounds.

Taylor drained a 25-foot 3-pointer with the shot clock running down to put the Owls up six, 54-48, with 5:46 to play in the game. Following a ULM timeout, Taylor stole the ball and had an easy path for a layup to stretch the lead to eight.

The Warhawks closed the gap to two, 44-42, with on a 3-pointer by Brown with 12:05 to play to cap an 8-0 run. It was the closest ULM had been since a 2-2 with 17:37 remaining in the opening half.

FAU opened the game on an 18-2 run as ULM hit just one of its first nine shots in the game and went nearly seven minutes without a bucket. The Warhawks hit 6-of-9 from the floor over a six-minute streak to pull within nine, 27-18, with 4:18 to play in the half.

The Warhawks ended the first half on a 12-5 run close the gap to 32-26 at the break. Brown drained a pair of 3-pointers during the run and led all players with 10 points at the break. ULM, who had made just a combined three 3-point field goals in the past two games, hit three 3-point shots over the final 10 minutes of the first half.

No.	ULM	FG	3FG	FT	O-D	TOT	F	TP	A	TO	B	S	MIN
13	Sykes, T.	2-5	0-0	7-14	5-2	7	3	11	0	2	1	2	29
24	Mingo, H.	4-7	3-5	0-3	1-5	6	4	11	2	2	1	2	34
41	Ribeiro, F.	2-5	0-0	0-0	3-0	3	3	4	2	1	0	0	26
12	Reeves, L.	1-2	1-2	1-2	0-1	1	1	4	1	1	0	0	21
55	Brown, F.	7-18	4-9	0-0	0-0	0	1	18	2	1	0	2	40
10	Hansberry, M.	0-3	0-2	0-0	0-1	1	3	0	1	3	0	1	22
22	Gilbert, L.	3-9	0-2	0-1	2-2	4	2	6	0	1	0	2	15
23	McClellan, S.	2-4	0-0	0-0	2-1	3	2	4	0	0	0	1	13
TEAM					0-1								
TOTALS		21-53	8-20	8-20	13-23	26	19	58	8	11	2	10	200
TOTAL FG%:		1st: 3-8	.475	2nd: 5-12	.417	Game: 21-53		.396					
3-PT FG%:		1st: 3-8	.375	2nd: 5-13	.385	Game: 8-20		.400					
FT%:		1st: 3-7	.429	2nd: 5-13	.385	Game: 8-20		.400					

2010-11: Box Scores



GAME 13
ULM: 78



Northern Colorado: 75
December 22, 2010 • Fant-Ewing Coliseum
Monroe, La.

MONROE, La. - Senior forward Lawrence Gilbert came off the bench to score a career-high 28 points to help ULM hold on for a 78-75 victory over Northern Colorado Wednesday evening inside Fant-Ewing Coliseum.

Northern Colorado's Neal Kingman put up a shot from half court that sailed wide as time expired to seal the victory for Warhawks. ULM (4-9) shot a season-high 54.3 percent from the field and pushed out to a 22-point advantage early in the second half, but had to hang on as Northern Colorado got to within a point in the final minutes.

Gilbert led four ULM players in double figures with 28 points on 9-of-14 shooting from the field. The 6-foot-7 forward also connected for a 3-pointer and went 9-of-12 from the free-throw line.

Freshman guard Marcellis Hansberry followed with nine of his 13 points in the second half, while junior guard Hugh Mingo chipped in 12 points. Junior guard Fred Brown added 10 points, three steals and two assists in just 17 minutes.

With ULM up two, Hansberry hit a 3-pointer as the shot clock expired to push the lead to 76-71 with 1:39 remaining. Northern Colorado answered with four straight points to make it 76-75 before Hansberry knocked in a pair of free throws to extend the lead to three with 14 seconds remaining.

Junior guard Lonell Reeves went to the free throw line with a chance to seal the game with less than 5 seconds remaining, but came up short on both attempts.

Northern Colorado (4-7) got back into the game with a 23-4 run spanning just over six minutes in the second half. Elliott Lloyd scored on a layup with 5:40 remaining to cut ULM's lead to three at 65-62. The Bears got to within one at 70-69 on a 3-pointer from Chris Kaba with 3:24 left.

Gilbert knocked in a free throw and a layup to extend the lead back to 73-69 at the 2:32 mark.

The Warhawks opened the second half on a 17-4 spurt to take its largest lead of the game at 59-37 with 14:34 remaining in the game.

Freshman Steven McClellan scored on a pair of free throws and a putback to give ULM its first double-digit lead of the game at 46-33. After a 3-pointer from Northern Colorado's Devon Beitzel, the Warhawks scored nine consecutive points to grab a 55-36 advantage at the 15:39 mark.

The Warhawks dominated Northern Colorado with a 41-9 advantage in bench points, most of which came from Gilbert, who played 31 minutes in a reserve role. ULM also had a 30-16 edge in points in the paint.

Gilbert scored nine of his 17 first-half points over a four-minute span as ULM went on a 14-2 run to close the first half. Gilbert capped the run with his only 3-pointer during that stretch with six seconds left in the half that gave ULM its biggest lead of the game at 42-33.

Mingo had the hot hand early as he scored nine of ULM's first 16 points. Mingo knocked down a pair of free throws to tie the game at 16-all with 12:28 to play in the first half.

No.	ULM	FG	3FG	FT	O-D	TOT	F	TP	A	TO	B	S	MIN
13	Sykes, T.	1-3	0-0	6-10	2-1	3	5	8	0	4	0	0	22
23	McClellan, S.	2-5	0-0	3-4	3-3	6	4	7	0	1	0	0	28
12	Reeves, L.	0-0	0-0	0-2	0-0	0	0	0	4	0	0	1	35
24	Mingo, H.	4-12	2-7	2-3	1-3	4	4	12	3	4	0	3	32
55	Brown, F.	4-6	2-4	0-2	0-1	1	5	10	2	0	0	3	17
10	Hansberry, M.	5-6	1-2	2-2	0-2	2	1	13	3	2	0	0	18
15	McCray, R.	0-0	0-0	0-0	0-1	1	1	0	0	0	0	0	4
22	Gilbert, L.	9-14	1-3	9-12	2-2	4	5	28	2	3	0	0	31
41	Ribeiro, F.	0-0	0-0	0-0	0-0	0	0	0	0	1	1	0	13
TEAM				0-3	3								
TOTALS		25-46	6-16	22-35	8-16	24	25	78	14	15	1	7	200
TOTAL FG%:		1st: 14-26	.538	2nd: 11-20	.550	Game: 25-46		.543					
3-PT FG%:		1st: 3-7	.429	2nd: 3-9	.333	Game: 6-16		.375					
FT%:		1st: 11-19	.579	2nd: 11-16	.688	Game: 22-35		.629					

No.	No. Colorado	FG	3FG	FT	O-D	TOT	F	TP	A	TO	B	S	MIN
10	Kaba, C.	3-9	2-4	8-11	2-2	4	3	16	2	1	1	0	34
33	Kingman, N.	2-9	1-4	4-4	2-2	4	3	9	2	1	1	1	29
44	Montgomery, T.	2-4	0-0	0-0	1-0	1	4	4	1	1	0	0	23
11	Lloyd, E.	3-7	1-4	2-2	1-1	2	5	9	1	4	0	1	28
32	Beitzel, D.	8-12	4-8	8-8	1-7	8	2	28	0	2	0	2	38
00	Addo, E.	2-5	0-0	5-8	3-1	4	4	9	2	2	0	0	28
03	Garnica, P.	0-2	0-2	0-0	0-1	1	1	0	1	4	0	0	14
23	Bedford, M.	0-2	0-2	0-0	0-0	0	1	0	0	1	0	0	6
TEAM				2-1	3								
TOTALS		20-50	8-24	27-33	12-15	27	23	75	9	16	2	4	200
TOTAL FG%:		1st: 7-20	.350	2nd: 13-30	.433	Game: 20-50		.400					
3-PT FG%:		1st: 4-10	.400	2nd: 4-14	.286	Game: 8-24		.333					
FT%:		1st: 15-18	.833	2nd: 12-15	.800	Game: 27-33		.818					

Technical Fouls: none

Officials: Bart Lenox, Mark Chafin, John Moore

Attendance: 775

Score by Half

Northern Colorado 33-42 75

ULM 42-36 78



GAME 14
ULM: 36



Stephen F. Austin: 60
December 29, 2010 • Johnson Coliseum
Nacogdoches, Texas

NACOGDOCHES, Texas - ULM struggled offensively in a 60-36 loss to Stephen F. Austin Wednesday inside Johnson Coliseum.

The Warhawks (4-10) shot just 36.6 percent from the field and had its lowest scoring output of the season against the Lumberjacks. Stephen F. Austin, who defeated ULM by one point back in November, finished 46.0 percent for the game and led by as many as 28 points Wednesday.

Junior guard Hugh Mingo was the lone Warhawks player in double figures with 11 points. Mingo, a native of West Monroe, La., has now notched double figures in 11 straight games and has made a 3-pointer in each of the last 12 games.

Denzel Barnes led three Lumberjacks in double figures with 13 points and four assists. Eddie Williams tallied 12 points, while Jordan Glynn chipped in 11 points, nine rebounds and four assists.

Stephen F. Austin (8-3) scored the first six points of the game and never trailed. The Lumberjacks used a 13-4 run to take a 22-8 lead with 11:54 to play in the first half.

Mingo hit a 3-pointer and drove to the hole for a layup to get ULM within 11 at 26-15 at the 6:43 mark before Stephen F. Austin used a 6-1 spurt to push out to its biggest lead of the half at 33-17. The Lumberjacks led 35-19 at the break.

The Warhawks shot 47.4 percent in the first half, but made just 1 of 7 shots from 3-point range and were unable to get to the free-throw line.

The Lumberjacks built a 20-point advantage early in the second half at 44-24 on a free throw from Eddie Williams. Barnes hit a pair of 3-pointers to help Stephen F. Austin to its biggest lead of the game at 60-32 with 3:51 to play.

No.	ULM	FG	3FG	FT	O-D	TOT	F	TP	A	TO	B	S	MIN
13	Sykes, T.	2-2	0-0	0-2	1-2	3	3	4	1	2	0	2	19
41	Ribeiro, F.	0-0	0-0	0-0	0-1	1	2	0	0	2	1	1	15
12	Reeves, L.	0-0	0-0	0-0	0-0	0	1	0	1	1	0	1	14
24	Mingo, H.	5-13	1-5	0-0	1-4	5	2	11	0	1	0	3	36
55	Brown, F.	1-6	0-1	0-0	0-2	2	3	2	0	3	0	0	25
02	Eke, I.	0-0	0-0	0-0	0-0	0	0	0	0	0	0	0	6
05	Ndongo, C.	1-1	0-0	0-0	0-3	3	0	2	0	1	1	0	15
10	Hansberry, M.	3-8	0-3	0-0	0-0	0	1	6	1	2	0	0	22
15	McCray, R.	0-3	0-0	1-2	0-1	1	0	1	0	0	0	1	14
22	Gilbert, L.	1-4	0-1	2-2	0-1	1	2	4	1	3	0	0	15
23	McClellan, S.	2-4	0-0	2-5	3-3	6	4	6	0	1	1	0	19
TEAM				1-2	3								
TOTALS		15-41	1-10	5-11	6-19	25	18	36	4	19	3	8	200
TOTAL FG%:		1st: 9-19	.474	2nd: 6-22	.273	Game: 15-41		.366					
3-PT FG%:		1st: 1-7	.143	2nd: 0-3	.000	Game: 1-10		.100					
FT%:		1st: 0-0	.000	2nd: 5-11	.455	Game: 5-11		.455					

No.	SFA	FG	3FG	FT	O-D	TOT	F	TP	A	TO	B	S	MIN
23	Glynn, J.	5-7	0-0	1-2	2-7	9	1	11	4	2	0	1	30
24	Gomillia, M.	4-5	0-0	0-0	1-0	1	2	8	0	1	0	0	16
55	Scott, Jereal	2-5	0-0	2-7	1-3	4	4	6	0	1	1	0	19
12	Williams, E.	4-6	2-4	2-2	0-3	3	3	12	3	0	1	2	24
14	Barnes, D.	5-8	3-4	0-0	1-0	1	1	13	4	0	0	2	28
01	Gardner, D.	0-2	0-1	0-0	0-1	1	0	0	2	3	0	0	11
05	Bostic, A.	1-4	0-2	0-0	1-1	2	0	2	0	1	0	0	9
10	Olatayo, A.	0-2	0-1	0-1	1-2	3	0	0	0	2	1	1	13
11	Cutler, B.	0-4	0-0	0-0	2-2	4	2	0	0	2	0	0	14
21	Prewster, D.	1-3	1-2	2-2	2-2	4	2	5	2	0	0	0	18
22	Downing, Z.	0-1	0-1	0-0	1-0	1	1	0	0	1	0	0	11
25	Haymond, D.	1-3	1-2	0-0	0-1	1	0	3	0	0	0	0	7
TEAM		0-2				2							
TOTALS		23-50	7-17	7-14	12-24	36	16	60	15	16	2	5	200
TOTAL FG%:		1st: 14-26	.538	2nd: 9-24	.375	Game: 23-50		.460					
3-PT FG%:		1st: 2-4	.500	2nd: 5-13	.385	Game: 7-17		.412					
FT%:		1st: 5-9	.556	2nd: 2-5	.400	Game: 7-14		.500					

Technical Fouls: none

Officials: Kyle Ingram, Keith Kimble, Rodrick Dixon

Attendance: 953

Score by Half

Stephen F. Austin 35-25 60

ULM 19-17 36



GAME 15
ULM: 72



FIU: 73
January 2, 2011 • Fant-Ewing Coliseum
Monroe, La.

MONROE, La. - FIU overcame a 15-point deficit in the second half to defeat ULM 73-72 Sunday inside Fant-Ewing Coliseum.

The Panthers scored on each of their final 11 possessions in the game for the come-from-behind victory. FIU took its first lead of the game at 69-67 on a layup from Jeremy Allen with 45 seconds remaining.

Senior forward Tommie Sykes registered a season-high 19 points to lead four ULM players in double figures. Junior guard Fred Brown and junior guard Hugh Mingo each tallied 14 points, while freshman forward Steven McClellan had 12 points, seven rebounds and two blocked shots.

After Mingo knocked in a free throw to give ULM a 60-48 lead, FIU scored eight straight points to get within four points with 5:55 remaining. The two teams traded baskets on the next three possessions before FIU scored five straight points to get within 67-66 with 1:24 left to play.

DeJuan Wright led FIU with 19 points and six rebounds. Alex Legion chipped in 14 points, Phil Gary added 12 points and Dominique Ferguson scored 11 points for the Panthers.

The Warhawks (4-11, 0-2 Sun Belt) went on a 13-2 run midway through the second half to take their biggest lead at 57-42.

FIU (6-7, 1-0 Sun Belt) used a quick 6-0 spurt to get within 44-40 with 15 minutes to play. The Panthers capitalized on two consecutive ULM turnovers with back-to-back layups in transition to key the run.

ULM responded with a 3-pointer from Mingo and a layup from freshman Steven McClellan to take a 49-40 advantage with 12:08 to play. The Warhawks added to the lead with a three-point play from senior Tommie Sykes to go up 52-40.

Brown scored seven early points to help ULM to a 13-3 lead to open the game. The Warhawks jumped out to the 10-point advantage on a 3-pointer from Mingo at the 16:00 mark.

ULM grabbed its biggest lead of the half at 21-8 on a layup from Brown with 12:05 remaining in the half. The Warhawks held the 13-point lead on three different occasions in the half, including a 37-24 advantage with 2:10 to play before intermission.

ULM shot 53.8 percent from the field in the opening half and led 37-28 at the break.

No.	ULM	FG	3FG	FT	O-D	TOT	F	TP	A	TO	B	S	MIN
13	Sykes, T.	5-6	0-0	9-12	5-2	7	4	19	1	2	0	1	28
22	Gilbert, L.	2-6	0-2	4-4	2-1	3	5	8	2	2	0	0	27
12	Reeves, L.	1-3	1-1	0-0	0-1	1	2	3	1	5	0	1	31
24	Mingo, H.	4-15	3-9	3-4	1-6	7	5	14	0	2	0	2	40
55	Brown, F.	6-15	1-6	1-2	0-3	3	2	14	3	4	0	1	38
05	Ndongo, C.	0-0	0-0	0-0	0-1	1	0	0	0	0	0	0	2
10	Hansberry, M.	1-1	0-0	0-0	1-1	2	0	2	1	0	0	0	12
15	McCray, R.	0-0	0-0	0-0	0-0	0	0	0	0	0	0	0	0
21	Goodin, J.	0-0	0-0	0-0	0-0	0	0	0	0	0	0	0	0
23	McClellan, S.	4-5	0-0	4-4	2-5	7	3	12	0	2	0	2	22
TEAM					2-0		2						
TOTALS		23-51	5-18	21-26	13-20	33	21	72	8	16	2	5	200
TOTAL FG%:		1st:	14-26	.538	2nd:	9-25	.360	Game:		23-51	.451		
3-PT FG%:		1st:	3-9	.333	2nd:	2-9	.222	Game:		5-18	.278		
FT%:		1st:	6-8	.750	2nd:	15-18	.833	Game:		21-26	.808		

2010-11: Box Scores



GAME 16

ULM: 87



Union College: 66

January 4, 2011 • Fant-Ewing Coliseum
Monroe, La.

MONROE, La. - Senior forward Tommie Sykes scored a career-high 32 points to lead ULM past Union College (Ky.) 87-66 Tuesday evening inside Fant-Ewing Coliseum.

The Warhawks (5-11) won big despite a sluggish second-half performance in which they were outscored 34-32. ULM shot a season-high 57.7 percent in the game and made 23 of 30 from the free-throw line.

Sykes was a perfect 9-of-9 from the field and finished 14-of-18 from the charity stripe to lead the Warhawks. Sykes added five rebounds, four steals and an assist in the game and surpassed his previous career high of 29 points set against Louisiana-Lafayette last season.

Junior guard Hugh Mingo tallied 14 points, seven rebounds and two assists, giving him 13 straight games in double figures. Senior Lawrence Gilbert and junior guard Fred Brown each had 13 points. Gilbert also registered a team-high nine rebounds to fall just short of a double-double.

Union College, a member of the NAIA, got to within 13 at 70-57 with 7 minutes to play before ULM scored 11 straight points to put the game away. Sykes scored nine points over a three-minute span to help extend ULM's lead back to 81-57 with 3:32 to play.

Turrell Morris led the Bulldogs (6-9) with 25 points and 15 rebounds. Morris finished 10-of-19 from the field and 5-of-7 from the free-throw line. Payton Ponzer was the only other Union player in double figures with 13 points.

ULM hit 7 of its first 8 shots from the field to build an early 18-10 advantage. Brown scored the first seven points during that stretch on a pair of layups and a 3-pointer.

Brown connected on a three-point play to give ULM its first double-digit lead at 23-12 with 13:00 to play in the first half. The played sparked a 10-0 run as ULM took a 28-12 advantage at the 11:49 mark of the first half.

The Warhawks shot 58.6 percent in the first half and led by as many as 25 points. ULM had a 55-32 advantage at the break.

No.	ULM	FG	3FG	FT	O-D	TOT	F	TP	A	TO	B	S	MIN
13	Sykes, T.	9-9	0-0	14-18	1-4	5	2	32	1	0	0	4	27
22	Gilbert, L.	3-5	1-1	6-7	2-7	9	3	13	2	0	0	0	27
12	Reeves, L.	2-4	0-1	0-0	0-1	1	5	4	3	3	0	1	24
24	Mingo, H.	6-13	2-5	0-0	2-5	7	2	14	2	0	0	1	31
55	Brown, F.	5-8	1-3	2-3	0-1	1	1	13	5	5	0	1	27
05	Ndongo, C.	0-0	0-0	0-0	0-1	1	3	0	1	2	1	1	1
15	McCray, R.	1-3	0-1	1-2	0-0	0	1	3	2	0	1	0	24
21	Goodin, J.	1-1	0-0	0-0	0-0	0	0	2	0	0	0	2	5
23	McClellan, S.	3-7	0-0	0-0	1-1	2	4	6	1	2	0	0	16
41	Ribeiro, F.	0-2	0-0	0-0	0-0	0	0	0	0	1	0	0	6
TEAM					0-1	1							
TOTALS		30-52	4-11	23-30	6-21	27	21	87	17	13	2	10	200
TOTAL FG%:		1st: 17-29	.586	2nd: 13-23	.565	Game: 30-52		.577					
3-PT FG%:		1st: 3-6	.500	2nd: 1-5	.200	Game: 4-11		.364					
FT%:		1st: 18-22	.818	2nd: 5-8	.625	Game: 23-30		.767					

No.	Union College	FG	3FG	FT	O-D	TOT	F	TP	A	TO	B	S	MIN
23	Miller, C.	4-8	1-4	0-1	0-0	0	5	9	0	1	0	0	24
33	Davis, I.	2-5	0-2	2-2	1-3	4	3	6	2	4	0	0	31
12	Young, R.	2-4	2-2	3-4	0-1	1	2	9	4	1	0	1	24
21	Ponzer, P.	5-10	1-1	2-2	0-0	0	2	13	3	5	0	0	32
35	Morris, T.	10-19	0-0	5-7	6-9	15	3	25	1	3	0	2	33
14	Murry, A.	0-0	0-0	0-0	0-1	1	2	0	3	0	0	1	19
15	Hunter, D.	0-2	0-0	0-0	0-1	1	3	0	0	1	0	0	7
20	Beckley, N.	1-3	0-1	0-1	0-1	1	3	2	0	1	0	1	13
34	Burchett, S.	1-2	0-0	0-0	0-0	0	2	2	0	3	0	0	13
55	Strange, J.	0-0	0-0	0-0	0-0	0	1	0	1	0	0	0	4
TEAM					3-1	4							
TOTALS					25-53	4-10	12-17	10-17	27	26	66	14	19
TOTAL FG%:					1st: 12-23	.522	2nd: 13-30	.433	Game: 25-53	.472			
3-PT FG%:					1st: 3-3	1.000	2nd: 1-7	.143	Game: 4-10	.400			
FT%:					1st: 5-8	.625	2nd: 7-9	.778	Game: 12-17	.706			

Technical Fouls: none

Officials: Bobby Bissant, Mitchell Ervin, Brian Hagedorn

Attendance: 1,094

Score by Half

Union College.....32-34 66

ULM.....55-32 87



GAME 17

ULM: 57

Denver: 66

January 8, 2011 • Fant-Ewing Coliseum
Monroe, La.

MONROE, La. - Denver used a late run to defeat ULM 66-57 Saturday afternoon inside Fant-Ewing Coliseum. The Pioneers closed the game on a 13-2 run to erase a two-point deficit in the final minutes. Brian Stafford hit a 3-pointer to give Denver the lead for good at 56-55 with 1:05 remaining.

ULM (5-12, 0-3 Sun Belt) shot 43.2 percent in a game that saw eight ties and seven lead changes. Denver hit nine 3-pointers in the game and finished at 50.0 percent from the field.

Senior forward Tommie Sykes had 18 points and a game-high six rebounds to lead the Warhawks. Sykes finished 7-of-12 from the field and 4-of-6 from the free-throw line. Junior guard Fred Brown added 16 points, two assists and a steal and was the only other ULM player to score in double figures.

Denver's Chase Hallam scored off a ULM turnover on the next possession to extend the lead to 58-55. After another ULM turnover, Stafford knocked in a pair of free throws to give the Pioneers a 60-55 lead with 35 seconds remaining.

Stafford led the Pioneers (8-9, 4-0 Sun Belt) with 22 points, including four 3-pointers. Chris Udofia chipped in 12 points on 5-of-7 shooting from the field.

The Warhawks opened the second half on a 10-2 run to tie the score at 34-all at the 16:23 mark. Brown capped the run with a jumper in the paint.

After a basket from Denver, Brown hit a 3-pointer to give ULM its first lead (37-36) in the second half with 13:44 remaining.

Denver used a 20-4 run to close the first half and take a 32-24 lead at the break. The Pioneers knocked in six 3-pointers during that stretch, including three from Trevor Noonan.

The Warhawks went without a field goal for the final 9:27 in the half with just six free throws over that span. Sykes led ULM with seven points during the opening half.

ULM scored eight straight points to take a 20-12 advantage with 7:55 to play in the first half. Stafford broke the streak with a 3-pointer to get the Pioneers within 20-15 at the 7:38 mark.

No.	ULM	FG	3FG	FT	O-D	TOT	F	TP	A	TO	B	S	MIN
22	Gilbert, L.	3-5	1-1	2-3	1-3	4	1	9	2	3	0	1	36
23	McClellan, S.	1-2	0-0	2-3	2-1	3	0	4	0	1	0	0	14
10	Hansberry, M.	2-5	0-1	0-0	1-0	1	2	4	2	2	0	0	32
13	Sykes, T.	7-12	0-0	4-6	1-5	6	4	18	0	2	1	2	31
24	Mingo, H.	2-8	1-4	1-2	1-4	5	4	6	4	2	0	1	40
05	Ndongo, C.	0-2	0-0	0-0	0-1	1	1	0	0	0	0	0	4
12	Reeves, L.	0-1	0-0	0-0	0-2	2	0	0	0	1	0	0	7
15	McCray, R.	0-0	0-0	0-0	0-0	0	1	0	0	0	0	0	1
55	Brown, F.	4-9	2-3	6-6	1-1	2	5	16	2	3	0	1	35
TEAM					1-2	3							
TOTALS					19-44	4-9	15-20	8-19	27	18	57	10	14
TOTAL FG%:					1st: 7-21	.333	2nd: 12-23	.522	Game: 19-44	.432			
3-PT FG%:					1st: 1-2	.500	2nd: 3-7	.429	Game: 4-9	.444			
FT%:					1st: 9-10	.900	2nd: 6-10	.600	Game: 15-20	.750			

No.	Denver	FG	3FG	FT	O-D	TOT	F	TP	A	TO	B	S	MIN
32	Hallam, C.	3-7	1-3	2-2	0-5	5	2	9	1	1	0	2	31
33	Hooper, A.	1-4	1-3	0-0	0-0	0	3	1	0	0	0	0	12
05	Stafford, B.	6-11	4-8	6-6	0-4	4	1	22	2	0	0	3	40
13	Thalken, T.	1-3	0-2	0-0	0-1	1	3	2	2	4	0	0	22
15	Hallam, T.	4-10	0-3	1-4	1-3	4	1	9	6	2	0	0	38
03	Noonan, T.	3-3	3-3	0-0	1-2	3	2	9	3	0	0	1	11
11	Lewis, K.	0-1	0-1	0-0	0-0	0	2	0	1	2	0	0	21
12	Coughlin, J.	0-0	0-0	0-0	0-0	0	2	0	0	0	0	0	3
34	Udofia, C.	5-7	0-2	2-2	0-3	3	4	12	1	0	1	1	22
TEAM					1-0	1							
TOTALS					23-46	9-25	11-14	3-18	21	17	66	17	9
TOTAL FG%:					1st: 12-25	.480	2nd: 11-21	.524	Game: 23-46	.500			
3-PT FG%:					1st: 6-17	.353	2nd: 3-8	.375	Game: 9-25	.360			
FT%:					1st: 2-2	1.000	2nd: 9-12	.750	Game: 11-14	.786			

Technical Fouls: none

Officials: Keith Kimble, Alan Spainhour, Kyle Neve

Attendance: 1,293

Score by Half

Denver.....32-34 66

ULM.....24-33 57



GAME 18

ULM: 50

UALR: 81

January 13, 2011 • Jack Stephens Center
Little Rock, Ark.

LITTLE ROCK, Ark. - UALR used a 3-point barrage to take down ULM, 81-50, Thursday evening inside the Jack Stephens Center. The Trojans broke a school-record with 17 3-pointers, shooting 65.4 percent from long range.

Solomon Bozeman paced the Trojans with a game-high 26 points, including six 3s. Bozeman hit his final 3-pointer of the night with 2:00 remaining to give UALR a 78-48 advantage. UALR led by as many as 33 points in the second half.

ULM (5-13, 0-4 SBC) got to within 14 points early in the second half before UALR stretched its lead to 20 with three consecutive 3-pointers.

Senior forward Lawrence Gilbert scored 17 points to lead the Warhawks, who shot 34.8 percent in the game. Freshman guard R.J. McCray chipped in a career-high 10 points and was the only other ULM player to score in double figures.

The Trojans (10-9, 2-2 SBC) hit 10 of 15 shots from 3-point range in the first half -- led by four from Bozeman -- to build a 43-28 lead at the break.

Bozeman opened the game with a pair of 3-pointers then hit his third 3 of the night to give the Trojans an 11-3 advantage. Bozeman's fourth 3-pointer of the half gave UALR a 17-10 lead with 12:59 remaining before halftime.

Matt Mouzy knocked in UALR's ninth 3-pointer of the half to give the Trojans their biggest lead of the half at 31-16 at the 7:41 mark.

The Warhawks followed with the next seven points to cut the lead to eight points, but that is as close as they would get. Gilbert finished the run with a three-point play with 4:34 remaining in the half. Gilbert led the way for the Warhawks with 13 points in the half.

No.	ULM	FG	3FG	FT	O-D	TOT	F	TP	A	TO	B	S	MIN	
10	Hansberry, M.	0-5	0-2	0-0	0-4	4	0	0	1	0	0	0	17	
13	Sykes, T.	0-1	0-0	4-6	2-2	4	4	4	2	2	0	1	27	
22	Gilbert, L.	6-11	0-4	5-6	2-1	3	4	17	1	2	1	0	28	
24	Mingo, H.	1-7	0-4	4-4	0-4	4	3	6	0	1	0	2	28	
55	Brown, F.	2-3	1-2	0-0	0-0	0	0	5	1	2	0	0	8	
05	Bibi Ndongo, C.	1-1	0-0	0-0	0-2	2	1	2	1	0	0	0	11	
12	Reeves, L.	0-4	0-2	0-0	1-1	2	0	0	0	2	0	0	32	
15	McCray, R.	3-7	0-3	4-7	1-0	1	0	10	0	3	0	1	25	
23	McClellan, S.	1-4	0-1	0-0	2-3	5	4	2	1	2	0	0	16	
41	Ribeiro, F.	2-3	0-0	0-1	0-1	1	0	4	0	1	0	0	8	
TEAM					2-1		3							
TOTALS		16-46		1-18	17-24	10-19	29	16	50	7	15	1	4	200
TOTAL FG%:		1st:	9-25	.360	2nd:	7-21	.333	Game:		16-46	.348			
3-PT FG%:		1st:	1-9	.111	2nd:	0-9	.000	Game:		1-18	.056			
FT%:		1st:	9-12	.750	2nd:	8-12	.667	Game:		17-24	.708			

2010-11: Box Scores



GAME19
ULM: 67



South Alabama: 65
January 15, 2011 • Mitchell Center
Mobile, Ala.

MOBILE, Ala. - It was a night of firsts for the ULM men's basketball team Saturday night in a 67-65 victory against South Alabama inside the Mitchell Center.

ULM won its first Sun Belt game and first road game of the season behind the outstanding play of junior guard Fred Brown. Brown weaved through the Jaguar defense for 25 points, tying his career high for points. Brown finished the game 9-of-18 shooting, including 4-of-8 from 3-point range.

South Alabama turned the ball over on its final possession as time expired to seal the win for the Warhawks, who improved to 6-13, 1-4 in the Sun Belt. Brown hit his fourth 3-pointer of the night to give the Warhawks a 66-63 lead with 2:00 remaining in the game. Martino Brock answered with a jumper to get South Alabama within one with 1:30 left.

Senior guard Tommie Sykes added a free throw to push the ULM lead to 67-65. The Warhawks had a chance to add to its lead on its next possession, but Brown missed on a jumper to give the Jaguars the ball back with 6.9 seconds remaining.

Neither team led by more than three points in the final 15 minutes as the lead went back-and-forth with seven ties and 12 lead changes.

Sykes recorded the first double-double of the season for the Warhawks with 13 points and 12 rebounds, while senior forward Lawrence Gilbert chipped in 14 points. The Warhawks shot 54.8 percent from the field and held a 15-8 advantage in second-chance points.

Gilbert and Sykes each had 12 points in the first half as the Warhawks built an early 10-point advantage. Gilbert had nine of his points during an 18-9 run for ULM. His layup with 6:17 remaining in the half gave the Warhawks a 29-19 advantage, its largest on the road all season.

The Jaguars (7-9, 1-4 SBC) scored eight points in a span of a minute to erase the ULM lead behind the play of Brock. Brock dialed up a pair of 3-pointers back-to-back to spark the run followed by a jumper from Allyn Cooks to get South Alabama within two at 29-27 with 4:48 to play in the opening half.

South Alabama took the lead at 37-36 on a 3-pointer from Cooks with 1:46 remaining. The Jaguars shot 61.9 percent in the half and led 40-37. The Warhawks finished the half shooting 52.2 percent from the field to keep it close.

No.	ULM	FG	3FG	FT	O-D	TOT	F	TP	A	TO	B	S	MIN
13	Sykes, T.	3-6	0-0	7-11	7-5	12	4	13	1	5	0	1	40
22	Gilbert, L.	6-11	1-3	1-1	1-1	2	3	14	2	2	0	1	40
23	McClellan, S.	2-3	0-0	3-4	2-2	4	4	7	0	2	1	0	30
24	Mingo, H.	3-5	0-1	0-0	0-2	2	2	6	3	1	0	1	36
55	Brown, F.	9-18	4-8	3-3	2-2	4	3	25	2	3	0	2	32
10	Hansberry, M.	0-2	0-1	2-2	0-0	0	1	2	2	0	0	0	12
15	McCray, R.	0-0	0-0	0-0	0-0	0	0	0	0	0	0	0	0+
41	Ribeiro, F.	0-0	0-0	0-0	1-1	2	2	0	0	0	0	0	10
TEAM					1-3	4							
TOTALS		23-45	5-13	16-21	14-16	30	19	67	10	14	1	5	200
TOTAL FG%:		1st:	12-23	.522	2nd:	11-22	.500	Game:	23-45	.511			
3-PT FG%:		1st:	2-5	.400	2nd:	3-8	.375	Game:	5-13	.385			
FT%:		1st:	11-13	.846	2nd:	5-8	.625	Game:	16-21	.762			

No.	South Alabama	FG	3FG	FT	O-D	TOT	F	TP	A	T	B	S	MIN
01	Brock, M.	6-7	4-4	1-2	0-2	2	2	17	2	4	1	1	37
24	Hersey, D.	1-4	0-0	1-2	0-1	1	3	3	3	0	4	0	16
21	Rubitt, A.	9-12	0-0	5-7	5-2	7	3	23	2	1	0	1	35
02	Redus, G.	2-3	1-2	2-2	1-1	2	2	7	2	2	0	0	25
33	Williams, T.	3-9	1-4	1-4	0-2	2	3	8	0	1	0	1	31
03	Cooks, A.	2-6	1-4	2-4	0-2	2	2	7	2	0	0	1	34
11	Sanders, R.	0-0	0-0	0-0	0-0	0	0	0	0	1	0	1	4
22	Martin, T.	0-1	0-1	0-0	0-0	0	1	0	2	0	0	0	11
32	Carter, J.	0-0	0-0	0-0	0-1	1	1	0	0	0	0	0	7
TEAM					0-0								
TOTALS		23-42	7-15	12-21	6-11	17	17	65	13	9	5	5	200
TOTAL FG%:		1st:	13-21	.619	2nd:	10-21	.476	Game:		23-42	.548		
3-PT FG%:		1st:	5-7	.714	2nd:	2-8	.250	Game:		7-15	.467		
FT%:		1st:	9-17	.529	2nd:	3-4	.750	Game:		12-21	.571		

Technical Fouls: none

Officials: Bruce Bell, Frank Raposo, Mark Chafin

Attendance: 2,274

Score by Half

South Alabama.....40-25 65

ULM.....37-30 67



GAME20
ULM: 62



North Texas: 79
January 20, 2011 • Fant-Ewing Coliseum
Monroe, La.

MONROE, La. - North Texas used a strong shooting performance to top ULM 79-62 Thursday evening inside Fant-Ewing Coliseum.

The Mean Green shot 57.4 percent from the field and were led by Tristan Thompson, who notched a career-high with 30 points on 10-of-12 shooting. Thompson hit 5 of 6 shots from 3-point range to help improve North Texas to 15-4 overall, 4-2 in the Sun Belt.

Senior forwards Tommie Sykes and Lawrence Gilbert each had 15 points to lead the way for the Warhawks. Both Sykes and Gilbert made 5 of 9 shots from the field. Junior guard Fred Brown also contributed double digits in scoring with 13 points, while freshman forward Steven McClellan chipped in six points and a team-high six rebounds for ULM.

The Mean Green used a 10-3 run to build a 17-point advantage at 77-60 with 59 seconds remaining and led by as many as 19 points in the final minute.

ULM (6-14, 1-5 SBC) got to within seven points midway through the second half before Thompson connected on a three-point play to help North Texas regain a double-digit lead at 59-49 with 8:45 remaining in the game. The Warhawks cut the lead to eight points on two more occasions, but were never able to get closer.

North Texas made 5 of its first 6 shots from the field to open the second half to take a 49-35 lead. Thompson hit a pair of 3-pointers during that stretch for the Mean Green, including a four-point play.

North Texas shot 52.2 percent from the field in the first half, including five 3-pointers to take a 34-28 advantage at the half. The Warhawks went the final six minutes without a made field goal as North Texas used a 9-2 run to pull ahead for good in the half.

Thompson had a game-high 13 points at intermission for North Texas as he made 4-of-5 shots, including a 3-of-4 performance from 3-point range in the half.

After falling behind by scores of 8-0 and 16-7 to begin the game, the Warhawks closed the gap with a 7-0 spurt to climb within two with 13:34 remaining in the opening half. ULM took its first lead at 24-22 on a jumper from Sykes with 7:22 remaining in the half.

No.	ULM	FG	3FG	FT	O-D	TOT	F	TP	A	T	B	S	MIN
13	Sykes, T.	5-9	0-0	5-8	0-2	2	5	15	2	0	0	2	32
22	Gilbert, L.	5-9	2-4	3-3	1-4	5	3	15	2	3	0	2	37
23	McClellan, S.	3-4	0-0	0-0	2-4	6	5	6	1	1	0	0	24
24	Mingo, H.	2-10	1-5	2-2	1-2	3	1	7	3	1	0	1	40
55	Brown, F.	5-17	1-5	2-2	3-0	3	2	13	3	3	0	1	40
05	Ndongo, C.	1-1	0-0	0-0	0-0	0	1	2	0	0	0	0	3
10	Hansberry, M.	0-1	0-0	0-0	0-1	1	1	0	0	0	0	0	8
41	Ribeiro, F.	2-3	0-0	0-0	0-3	3	2	4	0	2	1	0	16
TEAM					0-0								
TOTALS		23-54	4-14	12-15	7-16	23	20	62	11	10	1	6	200
TOTAL FG%:		1st:	11-30	.367	2nd:	12-24	.500	Game:	23-54	.426			
3-PT FG%:		1st:	3-8	.375	2nd:	1-6	.167	Game:	4-14	.286			
FT%:		1st:	3-4	.750	2nd:	9-11	.818	Game:	12-15	.800			

No.	North Texas	FG	3FG	FT	O-D	TOT	F	TP	A	TO	B	S	MIN	
04	Odofuwa, G.	5-8	0-0	1-3	1-3	4	3	11	2	3	0	0	35	
24	Hogans, K.	4-5	0-0	5-5	0-2	2	3	13	2	0	2	0	21	
10	White, J.	1-7	1-4	2-2	0-1	1	1	5	2	0	0	0	33	
14	Thompson, T.	10-12	5-6	5-6	0-1	1	2	30	1	3	0	0	29	
21	Shorter, S.	0-2	0-2	4-4	0-5	5	2	4	6	2	0	2	35	
01	Johnson, D.	4-4	2-2	0-0	0-2	2	2	10	3	2	0	0	16	
02	Egenti, J.	0-0	0-0	0-0	0-0	0	0	0	0	0	0	0	1	
12	Redmond, A.	0-0	0-0	0-0	0-0	0	1	0	0	0	0	0	1	
15	Knox, B.	0-1	0-0	0-0	0-0	1	0	0	0	0	0	0	6	
30	Holmen, J.	3-8	0-0	0-0	1-3	4	2	6	2	0	0	0	23	
TEAM						2-6	8							
TOTALS		27-47	8-14	17-20	4-23	27	17	79	18	10	2	2	200	
TOTAL FG%:		1st:	12-23	.522	2nd:	15-24	.625	Game:		27-47	.574			
3-PT FG%:		1st:	5-10	.500	2nd:	3-4	.750	Game:		8-14	.571			
FT%:		1st:	5-5	1.000	2nd:	12-15	.800	Game:		17-20	.850			

Technical Fouls: North Texas-Odofuwa, G. ULM-Gilbert, L.

Officials: Gerry Pollard, Frank Raposo, JB Caldwell

Attendance: 2,163

Score by Half

North Texas.....34-45 79

ULM.....28-34 62



GAME21
ULM: 75



UL-Lafayette: 84
January 22, 2011 • Cajundome
Lafayette, La.

LAFAYETTE, La. - UL-Lafayette rallied past ULM 84-75 Saturday inside the Cajundome.

The Ragin' Cajuns closed the game on a 10-2 run sparked by its defense to earn the victory. ULM (6-15, 1-6 SBC) made just 7 of 16 shots from the free-throw line marking the Warhawks' worst shooting performance from the charity stripe all season.

Senior forward Tommie Sykes netted a team-high 21 points to pace four Warhawk players in double figures scoring. Freshman guard Marcelis Hansberry chipped in a career-high 15 points, while senior forward Lawrence Gilbert and junior guard Fred Brown each had 12 points. Brown was limited to just 29 minutes after fouling out with 11 minutes to play.

J.J. Thomas put the game away on a dunk in transition to cap a 10-2 spurt for the Ragin' Cajuns. Thomas led UL-Lafayette with 22 points and nine rebounds, while La'Ryan Gary added 18 points.

The Warhawks got to within one at 74-73 on a Steven McClellan 3-pointer with 2:37 to play, but UL-Lafayette answered with six straight points to take a seven point advantage.

ULM shot 49.2 percent from the field and made 8-of-13 from 3-point range. UL-Lafayette finished the game shooting 45.0 percent from the field, including 10-of-21 from beyond 3-point range.

The Ragin' Cajuns (5-14, 2-5 SBC) broke a 61-all tie with five quick points to take its largest advantage at that point with 6:32 remaining in the game. After the two teams swapped a pair of baskets, J.J. Thomas scored on a layup to give UL-Lafayette a 73-66 lead.

Gilbert hit a 3 then drove in for a layup on consecutive possessions to give the Warhawks its largest advantage of the second half a 58-54 lead with 9:53 to play.

UL-Lafayette used a 12-5 run to close the first half and grab a 38-37 lead at the break. The Warhawks held a 29-23 lead with just under five minutes left in the opening half before UL-Lafayette rallied to take its first lead at 33-32 advantage at the 1:36 mark.

Brown and Sykes each had 12 points in the half to lead the Warhawks. Brown connected on a 3-pointer to give ULM its largest advantage at 18-9 with 13:03 left to play in the first half.

No.	ULM	FG	3FG	FT	O-D	TOT	F	TP	A	T	B	S	MIN
13	Sykes, T.	10-14	0-0	1-4	1-5	7	2	21	2	0	0	1	36
22	Gilbert, L.	4-10	1-3	3-4	2-4	6	4	12	3	4	0	1	40
23	McClellan, S.	4-7	1-1	0-2	6-3	9	4	9	2	1	0	0	31
24	Mingo, H.	2-12	2-3	0-0	1-3	4	4	6	1	2	0	1	40
55	Brown, F.	4-8	2-4	2-3	1-0	1	5	12	2	2	0	0	29
10	Hansberry, M.	6-10	2-2	1-1	0-0	0	3	15	3	2	0	0	20
12	Reeves, L.	0-0	0-0	0-0	0-0	0	0	0	0	0	0	0	0+
41	Ribeiro, F.	0-0	0-0	0-2	0-1	1	0	0	0	1	0	0	4
TEAM					3-3		6						
TOTALS		30-61	8-13	7-16	15-19	34	22	75	13	12	0	3	200
TOTAL FG%:		1st:	15-36	.417	2nd:	15-25	.600	Game:		30-61	.492		
3-PT FG%:		1st:	5-8	.625	2nd:	3-5	.600	Game:		8-13	.615		
FT%:		1st:	2-8	.250	2nd:	5-8	.625	Game:		7-16	.438		

2010-11: Box Scores



GAME22
ULM: 61



Arkansas State: 62

**January 27, 2011 • Convocation Center
Jonesboro, Ark.**

JONESBORO, Ark. – Fred Brown missed a 3-point attempt just inside the half court as Arkansas State held on for a 62-61 victory Thursday night inside the Convocation Center. Arkansas State's Martavius Adams hit a free throw with 6.8 seconds remaining to give the Red Wolves the one-point advantage.

Brown's attempt rattled around the rim but failed to go through as the Warhawks lost by one point for the third time this season. Brown led ULM with 17 points, including 15 in the second half to keep the game close. Brown hit three 3-pointers and went 4-of-4 from the free-throw line.

Senior forward Lawrence Gilbert had 13 points, senior forward Tommie Sykes had 12 points and junior guard Hugh Mingo added 11 points and 10 rebounds for the Warhawks, who dropped to 6-16 overall, 1-7 in the Sun Belt.

Mingo knocked home a 3-pointer with 24 seconds remaining to tie the score at 61-all.

The Red Wolves (11-12, 5-4 SBC) took advantage of an intentional foul call to score four points and extend their lead to five at 61-56 with 2:04 remaining. Adams capped the run with a layup and led the Red Wolves with 21 points and seven rebounds. Trey Finn was the only other Arkansas State player in double figures in scoring with 10 points.

ULM shot 44.2 percent from the field and made 7-of-13 shots from 3-point range. Arkansas State tallied 50.0 percent shooting from the field.

The Warhawks went on a 14-2 run – spanning five minutes – to take a 49-44 advantage. Gilbert capped the run with a 3-pointer with 10:14 remaining. During the run, Arkansas State went scoreless for just under three minutes.

Brown hit a pair of 3-pointers and a deep jumper early in the second half as the Warhawks cut the Arkansas State lead to 36-35. Adams answered with a three-point play then Donald Boone knocked in a 3-pointer to give the Red Wolves a 42-35 advantage.

The Warhawks scored the final five points of the first half to get within 30-27 at the break. Mingo hit a 3-pointer followed by a pair of free throws from Brown with 2.8 seconds remaining. Brown stole the ensuing inbounds pass, but came up short on a 3-pointer at the buzzer that would have tied the game.

Arkansas State held its largest advantage of the half at 30-22 at the 1:14 mark on a layup from Edward Townsel.

No.	ULM	FG	3FG	FT	O-D	TOT	F	TP	A	TO	B	S	MIN
13	Sykes, T.	6-11	0-0	0-1	2-2	4	3	12	0	0	3	4	40
22	Gilbert, L.	4-7	2-3	3-4	1-3	4	4	13	3	3	0	0	40
23	McClellan, S.	0-0	0-0	0-2	0-1	1	3	0	1	0	1	0	13
24	Mingo, H.	4-9	2-4	1-2	1-9	10	4	11	2	3	0	0	36
55	Brown, F.	5-15	3-6	4-4	0-0	0	2	17	0	7	0	3	36
12	Reeves, L.	0-0	0-0	0-0	0-0	0	0	2	0	0	0	0	9
41	Ribeiro, F.	4-10	0-0	0-0	3-1	4	4	8	0	0	0	1	26
TEAM		5-2 7											
TOTALS		23-52 7-13 8-13 12-18 30 20 61 8 13 1 7 200											
TOTAL FG%:		1st: 10-24 .417 2nd: 13-28 .464 Game: 23-52 .442											
3-PT FG%:		1st: 2-3 .667 2nd: 5-10 .500 Game: 7-13 .538											
FT%:		1st: 5-6 .833 2nd: 3-7 .429 Game: 8-13 .615											

No.	Arkansas State	FG	3FG	FT	O-D	TOT	F	TP	A	TO	B	S	MIN
13	Adams, M.	8-12	0-0	5-8	4-3	7	1	21	0	3	1	0	33
25	Peterson, B.	2-5	0-0	4-5	0-3	3	1	8	0	3	0	0	34
02	Finn, T.	3-7	1-5	3-4	2-4	6	3	10	1	1	0	2	30
12	Allison, R.	0-4	0-3	2-2	0-0	0	1	2	3	0	0	1	24
23	Boone, D.	3-8	2-5	0-0	0-2	2	2	8	2	1	0	1	35
05	Thomas, J.	1-1	0-0	0-2	1-0	1	2	2	1	1	0	0	6
10	Sterrenberg, A.	0-1	0-0	0-0	0-0	0	1	0	0	1	0	0	11
24	Townsel, E.	4-5	1-2	0-0	1-2	3	0	9	1	4	0	1	20
33	Kirkland, M.	1-1	0-0	0-1	1-0	1	0	2	0	0	0	0	7
TEAM		0-3 3											
TOTALS		22-44 4-15 14-22 9-17 26 11 62 8 14 1 5 200											
TOTAL FG%:		1st: 13-24 .542 2nd: 9-20 .450 Game: 22-44 .500											
3-PT FG%:		1st: 2-8 .250 2nd: 2-7 .286 Game: 4-15 .267											
FT%:		1st: 2-5 .400 2nd: 12-17 .706 Game: 14-22 .636											

Technical Fouls: ULM-None. ASU-Adams, M.
Officials: Tom O'Neill, Gerry Pollard, Tom Eades

Attendance: 3,079

Score by Half

Arkansas State.....30-32 62

ULM.....27-34 61



GAME23
ULM: 68



Troy: 74

**January 29, 2011 • Fant-Ewing Coliseum
Monroe, La.**

MONROE, La. - Troy outlasted ULM 74-68 Saturday evening inside Fant-Ewing Coliseum despite a second straight double-double from junior guard Hugh Mingo.

Mingo had 18 points and 10 rebounds, including four 3-pointers on the night to lead the way for the Warhawks. Mingo finished 7-of-15 from the field and 4-of-9 from 3-point range while also providing three steals to help the Warhawks battle back from a 10-point second-half deficit.

The Trojans (5-16, 3-6 SBC) took the lead for good on a pair of free throws from Vernon Taylor with 1:25 remaining. Troy wrapped up the game with 12 consecutive free throws down the stretch.

Will Weathers led five Troy players in double figures with 18 points and seven assists. Weathers finished 8-of-10 from the free-throw line. Travis Lee and Shawntez Patterson each added 15 points and Vernon Taylor and Bernard Toombs tallied 11 points apiece for the Trojans.

ULM (6-17, 1-8 SBC) led by as many as five points in the second half, but lost for the fourth consecutive time in conference play. ULM outscored Troy 40-28 in the paint and 27-7 off turnovers.

Junior guard Fred Brown chipped in 15 of his 17 points in the second half, while senior forwards Tommie Sykes and Lawrence Gilbert each had 10 points. Sykes scored his final points of the night to tie the score for the final time at 64-all with 1:43 to play.

Mingo scored seven straight points to give ULM its first lead of the second half at 55-53 with 7:38 remaining. The Warhawks extended the lead to five points on a jumper from Brown with 4:20 remaining.

Lee hit a pair of 3-pointers early in the second half to help the Trojans to a nine-point advantage. His 3 with 16:00 remaining gave Troy a 43-34 lead. Shawntez Patterson knocked home a 3-pointer on Troy's next possession to give the Trojans their largest lead of the game at 46-36 with 15:24 to play.

ULM scored used a 10-0 run to take an 18-13 advantage with 7:42 to play in the opening half. During that stretch, the Warhawks held Troy scoreless for over five minutes. Junior guard Marcelis Hansberry knocked in a jumper in the paint to cap the scoring for ULM.

The Trojans responded by scoring 11 straight points en route to a 31-22 advantage with 2:11 to play in the half.

No.	ULM	FG	3FG	FT	O-D	TOT	F	TP	A	TO	B	S	MIN
13	Sykes, T.	5-10	0-0	0-2	3-2	5	4	10	1	2	1	4	35
22	Gilbert, L.	3-11	1-7	3-3	0-2	2	1	10	2	4	0	0	39
23	McClellan, S.	3-4	0-0	0-0	0-1	1	3	6	1	1	1	1	22
24	Mingo, H.	7-15	4-9	0-0	2-8	10	4	18	0	2	0	3	38
55	Brown, F.	8-21	1-8	0-0	0-1	1	4	17	5	3	1	4	37
05	Ndongo, C.	0-2	0-0	0-0	2-1	3	0	0	0	0	0	0	2
10	Hansberry, M.	1-2	0-0	0-0	0-1	1	2	2	1	0	0	0	7
12	Reeves, L.	0-0	0-0	0-0	0-0	0	0	0	0	0	1	0	2
41	Ribeiro, F.	1-3	0-0	3-6	2-1	3	3	5	1	0	0	0	18
TEAM		2-3 5											
TOTALS		28-68 6-24 6-11 11-20 31 22 68 11 12 4 12 200											
TOTAL FG%:		1st: 12-35 .343 2nd: 16-33 .485 Game: 28-68 .412											
3-PT FG%:		1st: 1-11 .091 2nd: 5-13 .385 Game: 6-24 .250											
FT%:		1st: 3-5 .600 2nd: 3-6 .500 Game: 6-11 .545											

No.	Troy	FG	3FG	FT	O-D	TOT	F	TP	A	TO	B	S	MIN
02	Taylor, V.	1-5	0-1	9-9	0-2	2	2	11	0	4	0	0	22
44	Cunningham, S.	1-3	0-1	0-3	0-4	4	0	2	3	2	0	3	25
21	Toombs, B.	3-6	0-0	5-8	3-11	14	3	11	0	2	2	0	35
01	Weathers, W.	5-10	0-2	8-10	1-3	4	2	18	7	4	0	3	40
15	Lee, T.	5-13	5-13	0-0	0-4	4	0	15	2	2	0	1	29
03	Patsatsia, L.	1-2	0-1	0-0	0-0	0	0	2	0	0	0	0	7
05	Huddleston, R.	0-3	0-3	0-0	0-0	0	0	0	0	0	0	0	11
23	Patterson, S.	6-9	2-4	1-2	4-5	9	3	15	0	3	1	1	26
42	Owens, T.	0-0	0-0	0-0	0-0	0	0	0	0	1	0	0	5
TEAM		5-2 7											
TOTALS		22-51 7-25 23-32 13-31 44 10 74 12 18 3 8 200											
TOTAL FG%:		1st: 11-28 .393 2nd: 11-23 .478 Game: 22-51 .431											
3-PT FG%:		1st: 3-11 .273 2nd: 4-14 .286 Game: 7-25 .280											
FT%:		1st: 6-9 .667 2nd: 17-23 .739 Game: 23-32 .719											

Technical Fouls: Troy-None. ULM-TEAM

Officials: Samuel Croft, Joe Mazzella, Reinaldo Acosta

Attendance: 2,114

Score by Half

Troy.....31-43 74

ULM.....28-40 68



GAME24
ULM: 54



Middle Tennessee: 60

**February 3, 2011 • Murphy Center
Murfreesboro, Tenn.**

MURFREESBORO, Tenn. - Middle Tennessee topped ULM 60-54 Thursday evening inside the Murphy Center. James Gallman sealed the victory for the Blue Raiders with a 3-pointer with seven seconds remaining that gave Middle Tennessee a 58-54 advantage in a game that saw eight ties and 13 lead changes.

Freshman guard Marcelis Hansberry knocked home a 3-pointer to cut the Middle Tennessee lead to one at 55-54 with 38 seconds left prior to Gallman's heroics.

Senior guard Tommie Sykes led the Warhawks (6-18, 1-9 SBC) with 14 points, nine rebounds and three assists. Sykes made 4 of 7 shots from the field and 6 of 8 from the free-throw line. Junior guard Fred Brown was the only other ULM player in double figures with 10 points.

Senior forward Lawrence Gilbert and junior guard Hugh Mingo each had nine points for ULM.

The Warhawks struggled to score in the second half after leading by five at halftime. ULM shot just 30.0 percent from the field in the second half and finished 38.0 percent for the game.

Middle Tennessee (11-12, 6-4 SBC) broke a 47-all tie with five straight points to take a 52-47 lead with 1:52 remaining. The Warhawks were held scoreless for just under three minutes during that stretch.

Sykes scored on a layup to end the run and get the Warhawks within three with 1:33 to play.

Gallman led Middle Tennessee with 14 points, including four 3-pointers. Jason Jones added 12 points and seven rebounds and Trevor Ottley chipped in 10 points.

Gilbert scored all seven of his first-half points in the final two minutes to help the Warhawks to a 28-23 lead at halftime. The Warhawks scored the final seven points of the half, capped by a layup from Gilbert with 49 seconds remaining.


ULM went on an 11-1 run to take a 21-16 advantage with 6:37 remaining in the first half. Brown hit a pair of jumpers to cap the run and give ULM its largest lead of the half.

Middle Tennessee answered with seven straight points to regain the lead with 2:39 remaining before halftime.


ULM finishes off its trip north at Western Kentucky Saturday at 3:30 p.m.

No.	ULM	FG	3FG	FT	O-D	TOT	F	TP	A	TO	B	S	MIN
13	Sykes, T.	4-7	0-0	6-8	4-5	9	5	14	3	5	0	3	40
22	Gilbert, L.	3-7	0-2	3-3	1-4	5	5	9	0	4	3	1	37
23	McClellan, S.	3-5	0-0	0-2	0-4	6	5	6	0	0	2	0	16
24	Mingo, H.	4-9	1-5	0-2	0-5	5	2	9	0	2	0	2	40
55	Brown, F.	4-17	0-4	2-2	1-3	4	1	10	2	6	0	1	40
05	Bibi Ndongo, C.	0-0	0-0	0-0	0-0	0	0	0	0	0	0	0	1</

2010-11: Box Scores



GAME 25
ULM: 61



Western Kentucky: 81
February 5, 2011 • E.A. Dibble Arena
Bowling Green, Ky.

BOWLING GREEN, Ky. - Western Kentucky used a strong shooting performance to rout ULM 81-61 Saturday afternoon inside E.A. Dibble Arena.

The Hilltoppers finished the game at 50.9 percent while ULM shot 43.1 percent for the game. The loss was the sixth straight for the Warhawks, who fell to 6-19 overall, 1-10 in the Sun Belt.

Junior guard Fred Brown led the Warhawks with 16 points on 6-of-14 shooting from the field. Brown also connected on 4-of-6 shots from 3-point range.

Senior forward Lawrence Gilbert added double figures with 13 points, while senior forward Tommie Sykes contributed 10 points and six rebounds. Junior guard Hugh Mingo chipped in four points and a team-high eight rebounds for the Warhawks.

The Hilltoppers (10-12, 5-5 SBC) did most of their damage in the first half, building a 15-point lead at the break and cruising to the victory. Western Kentucky led by double digits the entire second half and built a lead of as many as 22 points.

Sergio Kersch and Juan Pattillo each led the Hilltoppers with 17 points. Kersch added 14 rebounds for a double-double. Stephon Pettigrew added 16 points as the only other Western Kentucky player in double figures.

Western Kentucky shot 53.6 percent in the first half to take a 43-28 advantage at the break. Caden Dickerson hit a jumper in the corner as time expired in the half to give the Hilltoppers the 15-point advantage.

Brown hit one of his two first-half 3-pointers to get the Warhawks within five points at 33-28 at the 3:33 mark of the half. The five-point margin was as close as the Warhawks would get in the final 12 minute of the first half.

The Hilltoppers grabbed the lead for good in the first half with a 14-0 spurt spanning almost seven minutes midway through the first half. Kahlil McDonald knocked home a 3-pointer to cap the run and give Western Kentucky a 20-7 lead with 10:53 to play in the opening half.

No.	ULM	FG	3FG	FT	O-D	TOT	F	TP	A	TO	B	S	MIN
13	Sykes, T.	2-6	0-0	6-10	3-3	6	3	10	2	2	0	0	35
22	Gilbert, L.	5-11	1-2	2-3	2-3	5	5	13	2	1	0	0	26
23	McClellan, S.	3-5	0-1	0-2	1-1	2	3	6	0	1	0	0	23
24	Mingo, H.	2-8	0-2	0-1	1-7	8	4	4	2	3	0	2	32
55	Brown, F.	6-14	4-6	0-0	0-0	0	1	16	3	3	0	0	35
02	Eke, I.	0-0	0-0	0-0	0-0	0	0	0	0	0	0	0	1
05	Bib Ndongo, C.	1-2	0-0	3-6	1-0	1	2	5	0	0	0	0	4
10	Hansberry, M.	1-1	1-1	0-0	0-1	1	0	3	1	0	0	0	11
12	Reeves, L.	0-0	0-0	0-0	0-0	0	1	0	1	0	0	1	9
15	McCray, R.	0-1	0-0	0-0	0-0	0	1	0	0	0	0	0	7
41	Ribeiro, F.	2-3	0-0	0-0	2-1	3	3	4	0	1	0	0	17
TEAM		0-1 1											
TOTALS		22-51	6-12	11-22	10-17	27	23	61	11	11	0	3	200
TOTAL FG%:		1st: 10-22	.445	2nd: 12-29	.414	Game: 22-51 .431							
3-PT FG%:		1st: 4-7	.571	2nd: 2-5	.400	Game: 6-12 .500							
FT%:		1st: 4-7	.571	2nd: 7-15	.467	Game: 11-22 .500							

No.	WKU	FG	3FG	FT	O-D	TOT	F	TP	A	TO	B	S	MIN
01	Kersch, S.	6-13	1-6	4-5	6-8	14	2	17	0	1	0	0	30
30	Pettigrew, S.	6-7	1-1	3-5	1-2	3	2	16	0	0	0	0	25
05	Dixon, C.	2-6	0-0	0-0	1-1	2	4	4	1	1	0	0	19
10	Dickerson, C.	2-5	1-3	4-4	0-1	1	2	9	1	1	0	0	30
14	Crook, J.	0-5	0-0	1-2	0-1	1	1	1	6	1	0	2	27
02	Pattillo, J.	6-6	0-0	5-7	1-5	6	2	17	0	2	1	1	20
03	McDonald, K.	2-6	2-5	0-0	1-4	5	0	6	4	1	0	0	27
15	Anyigbo, K.	0-0	0-0	4-6	0-1	1	3	4	0	0	0	0	4
22	Akol, T.	2-3	0-0	0-0	1-2	3	3	4	0	0	2	0	8
24	Drane, S.	1-2	0-1	1-2	0-1	1	2	3	0	1	1	0	10
TEAM		0-0 0											
TOTALS		27-53	5-16	22-31	11-26	37	21	81	12	8	4	3	200
TOTAL FG%:		1st: 15-28	.536	2nd: 12-25	.480	Game: 27-53 .509							
3-PT FG%:		1st: 4-10	.400	2nd: 1-6	.167	Game: 5-16 .313							
FT%:		1st: 9-14	.643	2nd: 13-17	.765	Game: 22-31 .710							

Technical Fouls: None
Officials: Marc Ellard, Matt Lee, Frank Raposo
Attendance: 3,306
Score by Half
Western Kentucky43-38 81
ULM28-33 61

TV/RADIO ROSTER

#2 Ife Eke



- Freshman
- Forward
- 6-7 • 215
- Lagos, Nigeria
- Northwest Rankin HS

#5 Christian Bibi Ndongo



- Junior
- Forward
- 6-9 • 195
- Yaounde, Cameroon
- John Wood CC

#10 Marcelis Hansberry



- Freshman
- Guard
- 6-0 • 180
- Jackson, Miss.
- Provine HS

#11 Charles Winborne



- Sophomore
- Guard
- 6-0 • 170
- Shreveport, La.
- Loyola-Chicago

#12 Lonell Reeves



- Junior
- Guard
- 5-10 • 177
- Springfield, Ill.
- Danville Area CC

#13 Tommie Sykes



- Senior
- Forward
- 6-4 • 205
- Philadelphia, Pa.
- Odessa College

#15 R.J. McCray



- Freshman
- Guard
- 6-2 • 180
- Grand Prairie, Texas
- Grace Prep Academy

#21 JaMichael Goodin



- Freshman
- Guard
- 6-0 • 175
- Monroe, La.
- Wossman HS

#22 Lawrence Gilbert



- Senior
- Forward
- 6-7 • 210
- New Orleans, La.
- University of Miami

#23 Steven McClellan



- Freshman
- Forward
- 6-7 • 237
- Fresno, Calif.
- Edison HS

#24 Hugh Mingo



- Junior
- Guard
- 6-3 • 175
- West Monroe, La.
- South Plains College

#41 Fabio Ribeiro



- Junior
- Center
- 6-10 • 245
- Caetanopolis, Brazil
- New Mexico JC

#55 Fred Brown



- Junior
- Guard
- 6-2 • 190
- West Palm Beach, Fla.
- Kansas State

Head Coach Keith Richard



- First Season at ULM
- 10th Season Overall
- Record: 152-124
- ULM '82